



# ALPHABETICAL LIST OF PRODUCTS

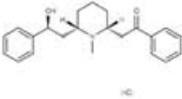

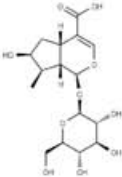
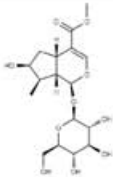

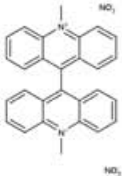
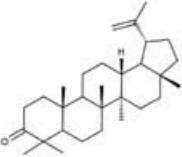
L - S

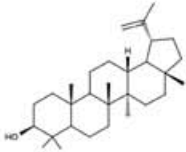
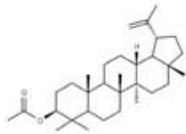
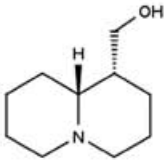
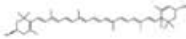
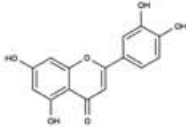
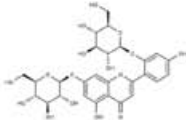
Supplied by

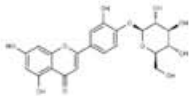
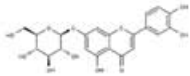
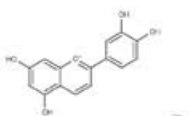
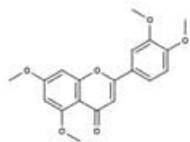


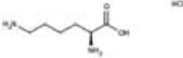


*Part 3 of 4*

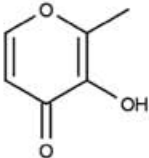

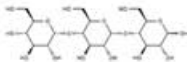
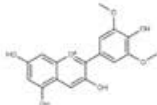
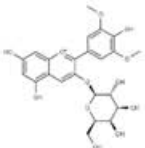
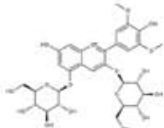


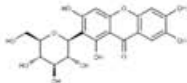
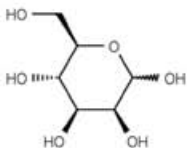
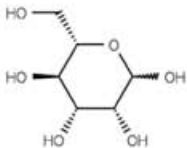
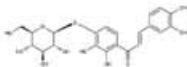
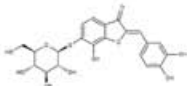

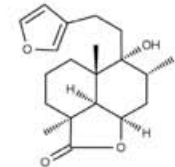
	<p><b>alpha-Lobeline hydrochloride</b>            ALKALOID / Azine            MW : 373.92            [134-63-4]  <math>C_{22}H_{27}NO_2 \cdot HCl</math></p>	<p>100 mg # 1510            P260 - P280 - P284 - P309+P311            H301 - H331</p>	
	<p><b>Loganic acid</b>            Assay (HPLC) ≥99% [ with HPLC chromatogram]            MONOTERPENE / Iridoid            MW : 376.36            [22255-40-9]  <math>C_{15}H_{24}O_{10}</math></p>	<p>25 mg # 0230 S</p>	<p>Store in the desiccator            P260 - P262</p>
	<p><b>Loganin</b>            Assay (HPLC) ≥99% [ with HPLC chromatogram]            = 7-Hydroxy-6-desoxyverbenalin            MONOTERPENE / Iridoid            MW : 390.39            [18524-94-2]  <math>C_{17}H_{26}O_{10}</math></p>	<p>10 mg # 0231 S</p>	<p>Store in the desiccator            P260 - P262</p>
	<p><b>(+)-Longifolene</b>            Assay (GC) ≥95% [with GC chromatogram]            SESQUITERPENE            MW : 204.36            [475-20-7]  <math>C_{15}H_{24}</math></p>	<p>100 mg # 5395 S</p>	<p>Store at +2/8 °C            P260 - P262</p>
<p><b>alpha-Longilobine</b>  <i>see Seneciphylline [1850]</i></p>			
	<p><b>Lucigenin</b>            = N,N'-Dimethyl-9,9'-biacridinium nitrate            ALKALOID / Quinoline            MW : 510.51            [2315-97-1]  <math>C_{28}H_{22}N_4O_6</math></p>	<p>100 mg # 8751</p>	<p>P260 - P262</p>
<p><b>20(29)-Lupen-3-beta-ol</b>  <i>see Lupeol [0017 S]</i></p>			
	<p><b>Lupenone</b>            Assay (HPLC) ≥95% [ with HPLC chromatogram]            = 20(29)-Lupen-3-one            TRITERPENE / Lupane            MW : 424.71            [1617-70-5]  <math>C_{30}H_{48}O</math></p>	<p>50 mg # 0030</p>	<p>P260 - P262</p>
<p><b>20(29)-Lupen-3-one</b>  <i>see Lupenone [0030]</i></p>			

	<p><b>Lupeol</b>            Assay (HPLC) ≥99% [ with HPLC chromatogram]            = 20[29]-Lupen-3-beta-ol ; beta-Viscol ; Monogynol B ; Fagarasterol            TRITERPENE / Lupane            MW : 426.73            [545-47-1]            C<sub>30</sub>H<sub>50</sub>O</p>	<p>25 mg # 0017 S</p>
	<p><b>Lupeol acetate</b>            Assay (HPLC) ≥95% [ with HPLC chromatogram]            TRITERPENE / Lupane            MW : 468.77            [1617-68-1]            C<sub>32</sub>H<sub>52</sub>O<sub>2</sub></p>	<p>100 mg # 0024</p>
<p><b>Lupeose</b>  <i>see Stachyose [4283]</i></p>		
	<p><b>(-)-Lupinine</b>            ALKALOID / Quinolizidine            MW : 169.27            [486-70-4]            C<sub>10</sub>H<sub>19</sub>NO</p>	<p>100 mg # 0694</p>
<p>⚠</p>		
	<p><b>Lutein</b>            Assay (UV) ≥95%            = Xanthophyll            CAROTENOID            MW : 568.89            [127-40-2]            C<sub>40</sub>H<sub>56</sub>O<sub>2</sub></p>	<p>Store away from light.            HIGHLY UNSTABLE            Store at &lt;15 °C            P260 - P262</p>
	<p><b>Luteolin</b>            Assay (HPLC) ≥99% [ with HPLC chromatogram]            = 3',4',5,7-Tetrahydroxyflavone            FLAVONOID / Flavone            MW : 286.25            [491-70-3]            C<sub>15</sub>H<sub>10</sub>O<sub>5</sub></p>	<p>10 mg # 1125 S</p>
<p>⚠</p>		
<p><b>Luteolin-6-C-glucoside</b>  <i>see Homoorientin [9003] [1055 S]</i></p>		
<p><b>Luteolin-8-C-glucoside</b>  <i>see Orientin [1054 S]</i></p>		
	<p><b>Luteolin-3',7-di-O-glucoside</b>            Assay (HPLC) ≥97% [ with HPLC chromatogram]            FLAVONOID / Flavone            MW : 610.53            [52187-80-1]            C<sub>27</sub>H<sub>30</sub>O<sub>16</sub></p>	<p>10 mg # 0085 S</p>
<p>Store in the desiccator            P260 - P262</p>		

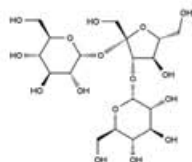
	<p><b>Luteolin-4'-O-glucoside</b>            Assay (HPLC) ≥95% [ with HPLC chromatogram]            FLAVONOID / Flavone            MW : 448.38            [6920-38-3]            C<sub>21</sub>H<sub>20</sub>O<sub>11</sub></p>	<p>5 mg # 1083</p>
	<p><b>Luteolin-7-O-glucoside</b>            Assay (HPLC) ≥98% [ with HPLC chromatogram]            = Cynaroside            FLAVONOID / Flavone            MW : 448.38            [5373-11-5]            C<sub>21</sub>H<sub>20</sub>O<sub>11</sub></p>	<p>10 mg # 1126 S</p>
	<p><b>Luteolinidin chloride</b>            Assay (HPLC) ≥90% [ with HPLC chromatogram]            = 3',4',5,7-Tetrahydroxyflavylium chloride            ANTHOCYANID / Luteolinidin            MW : 306.68            [1154-78-5]            C<sub>15</sub>H<sub>11</sub>O<sub>5</sub>Cl</p>	<p>10 mg # 0925 S             Store away from light and moisture.            Store at &lt;-15 °C            P260 - P262</p>
<p><b>Luteolin-3'-methylether</b>  <i>see Chrysoeriol (1104 S)</i></p>		
	<p><b>Luteolin tetramethylether</b>            Assay (HPLC) ≥95% [ with HPLC chromatogram]            = 3',4',5,7-Tetramethoxyflavone            FLAVONOID / Flavone            MW : 342.35            [855-97-0]            C<sub>19</sub>H<sub>18</sub>O<sub>6</sub></p>	<p>10 mg # 1275</p>
	<p><b>Lycopene</b>            Assay (UV) ≥98%            CAROTENOID            MW : 536.89            [502-65-8]            C<sub>40</sub>H<sub>56</sub></p>	<p>5 mg # 0305 S             Store away from light.            HIGHLY UNSTABLE            Store at &lt;-15 °C            P260 - P262</p>
	<p><b>L-Lysine</b>            AMINOACID            MW : 146.19            [56-87-1]            C<sub>6</sub>H<sub>14</sub>N<sub>2</sub>O<sub>2</sub></p>	<p>1 g # 5601</p>
	<p><b>L-Lysine hydrochloride</b>            AMINOACID            MW : 182.65            [657-27-2]            C<sub>6</sub>H<sub>15</sub>N<sub>2</sub>O<sub>2</sub>Cl</p>	<p>1 g # 5602</p>

	<b>D-(-)-Lyxose</b> OLIGOSACCHARIDE MW : 150.14 [1114-34-7] $C_5H_{10}O_5$	P260 - P262	1 g # 4171
	<b>Maclurin</b> POLYPHENOL MW : 262.22 [519-34-6] $C_{13}H_{10}O_6$	P260 - P262 - P273 H400 	100 mg # 8051
	<b>Madecassic acid</b> mixture of 2 isomers: olean-12-ene and urs-12-ene Assay (HPLC) ≥90% (mixture) [ with HPLC chromatogram] TRITERPENE MW : 504.71 $C_{30}H_{48}O_6$	P260 - P262	10 mg # 0029
	<b>Madecassoside</b> mixture of 2 isomers: olean-12-ene and urs-12-ene Assay (HPLC) ≥97.5% (sum of isomers) [ with HPLC chromatogram] TRITERPENE / Saponins MW : 975.14 $C_{48}H_{78}O_{20}$	Store in the desiccator P260 - P262	10 mg # 0118 S
	<b>Magnolol</b> Assay (HPLC) ≥99% [ with HPLC chromatogram] POLYPHENOL MW : 266.34 [528-43-8] $C_{18}H_{18}O_2$	P260 - P262 - P280 - P305+P351+P338 - P315 - P273 H315 - H335 - H318 - H411 	10 mg # 4998 S
<b>Majudin</b> <i>see Bergapten (0552 S)</i>			
	<b>Maleic acid</b> ORGANICS MW : 116.07 [110-16-7] $C_4H_4O_4$	P260 - P262 - P280 - P305+P351+P338 - P337+P313 H302 - H315 - H319 - H335 - H317 	1 g # 2104
<b>Mallotoxin</b> <i>see Rottlerin (7309)</i>			

	<p><b>Maltol</b> = 3-Hydroxy-2-methyl-4-pyrone ORGANICS / Pyrone MW : 126.12 [118-71-8] C<sub>6</sub>H<sub>6</sub>O<sub>3</sub></p>	<p>1 g # 6555</p>	<p>P260 - P280 - P262 - P305+P351+P338 - P337+P313 H302 - H315 - H319 - H335</p>	
	<p><b>Maltotriose</b> OLIGOSACCHARIDE MW : 504.45 [1109-28-0] C<sub>18</sub>H<sub>32</sub>O<sub>16</sub></p>	<p>100 mg # 4177</p>	<p>P260 - P262</p>	
	<p><b>Malvidin chloride</b> Assay (HPLC) ≥97% [ with HPLC chromatogram] = 3,4',5,7-Tetrahydroxy-3',5'-dimethoxyflavylium chloride ANTHOCYANID / Malvidin MW : 366.75 [643-84-5] C<sub>17</sub>H<sub>15</sub>O<sub>7</sub>Cl</p>	<p>10 mg # 0913 S</p>	<p>Store in the desiccator and away from light. P260 - P262</p>	
	<p><b>Malvidin-3,5-di-O-glucoside chloride</b> <i>see Malvin chloride [0930 S]</i></p>			
	<p><b>Malvidin-3-O-galactoside chloride</b> Assay (HPLC) ≥95% [ with HPLC chromatogram] = Primulin chloride ANTHOCYANID / Malvidin MW : 528.87 [30113-37-2] C<sub>23</sub>H<sub>25</sub>O<sub>12</sub>Cl</p>	<p>5 mg # 0931 S</p>	<p>Store away from light and moisture. Store at &lt;-15 °C P260 - P262</p>	
	<p><b>Malvidin-3-O-glucoside chloride</b> <i>see Oenin chloride [0911 S]</i></p>			
	<p><b>Malvin chloride</b> Assay (HPLC) ≥95% [ with HPLC chromatogram] = Malvidin-3,5-di-O-glucoside chloride ANTHOCYANID / Malvidin MW : 691.01 [16727-30-3] C<sub>29</sub>H<sub>35</sub>O<sub>17</sub>Cl</p>	<p>10 mg # 0930 S</p>	<p>Store away from light and moisture. Store at &lt;-15 °C P260 - P262</p>	
	<p><b>Mandelonitrile gentiobioside</b> <i>see Amygdalin [7201]</i></p>			
	<p><b>Mandelyltropine</b> <i>see Homatropine [1672]</i></p>			
	<p><b>Mandelyltropine hydrobromide</b> <i>see Homatropine hydrobromide [1574]</i></p>			

	<p><b>Mangiferin</b>            Assay (HPLC) ≥90% [ with HPLC chromatogram]            = Alpizarin ; Chinomine  <b>XANTHONE</b>            MW : 422.34            [4773-96-0]            C<sub>19</sub>H<sub>18</sub>O<sub>11</sub></p>	<p>10 mg # 0430            P260 - P280 - P284 - P309+P311            H300</p>
	<p><b>D-(+)-Mannose</b>  <b>OLIGOSACCHARIDE</b>            MW : 180.17            [3458-28-4]            C<sub>6</sub>H<sub>12</sub>O<sub>6</sub></p>	<p>1 g # 4181            P260 - P262</p>
	<p><b>L-(-)-Mannose</b>  <b>OLIGOSACCHARIDE</b>            MW : 180.17            [10030-80-5]            C<sub>6</sub>H<sub>12</sub>O<sub>6</sub></p>	<p>100 mg # 4182            P260 - P262</p>
<p><b>Mannotetraose</b>  <i>see Stachyose [4283]</i></p>		
	<p><b>Marein</b>            Assay (HPLC) ≥99% [ with HPLC chromatogram]            = Okanin-4'-O-glucoside ; 2',3,3',4,4'-Pentahydroxy-4'-glucosylchalcone  <b>POLYPHENOL / Chalcone</b>            MW : 450.4            [535-96-6]            C<sub>21</sub>H<sub>22</sub>O<sub>11</sub></p>	<p>5 mg # 0059 S            P260 - P262</p>
	<p><b>Maritimein</b>            Assay (HPLC) ≥97.5% [ with HPLC chromatogram]  <b>POLYPHENOL / Aurone</b>            MW : 448.38            [490-54-0]            C<sub>21</sub>H<sub>20</sub>O<sub>11</sub></p>	<p>5 mg # 0060 S            P260 - P262</p>
		
<p><b>Marmelosin</b>  <i>see Imperatorin [0519 S]</i></p>		
	<p><b>Marrubiin</b>            Assay (HPLC) ≥98% [ with HPLC chromatogram]  <b>DITERPENE</b>            MW : 332.44            [465-92-9]            C<sub>20</sub>H<sub>28</sub>O<sub>4</sub></p>	<p>10 mg # 3726 S            P260 - P262</p>

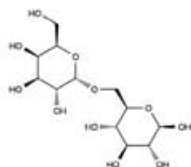




**D-Melezitose**  
OLIGOSACCHARIDE  
MW : 504.45  
[597-12-6]  
C<sub>18</sub>H<sub>32</sub>O<sub>16</sub>

P260 - P262

1 g # 4185



**D-Melibiose**  
= 6-O-alpha-D-Galactopyranosyl-D-glucose  
OLIGOSACCHARIDE  
MW : 342.3  
[585-99-9]  
C<sub>12</sub>H<sub>22</sub>O<sub>11</sub>

P260 - P262

1 g # 4187

**Melilotin**  
*see 3,4-Dihydrocoumarin (0510)*

**Melilotol**  
*see 3,4-Dihydrocoumarin (0510)*

**Melitose**  
*see D-(+)-Raffinose pentahydrate (4257)*

**Melitriose**  
*see D-(+)-Raffinose pentahydrate (4257)*

**Menadione**  
*see 2-Methyl-1,4-naphthoquinone (0473)*

**(-)-4-Mentha-6,8-dien-2-ol**  
*see (-)-Carveol (5098)*

**4-Mentha-6,8-dien-2-one**  
*see (-)-Carvone (5012 S)*

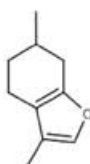
**[1R,3R,4S]-4-Menthan-3-ol**  
*see (-)-Menthol (5043 S)*

**[1R,3S,4R]-4-Menthan-3-ol**  
*see (+)-Isomenthol (5165 S)*

**[1R,3S,4S]-4-Menthan-3-ol**  
*see (+)-Neomenthol (5471 S)*

**4-Menthan-3-one**  
*see (-)-Menthone (5497 S)*

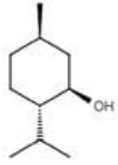

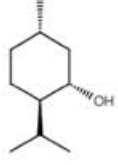

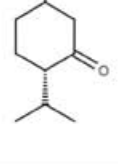
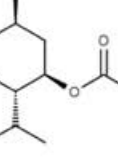
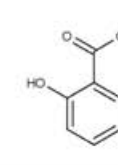
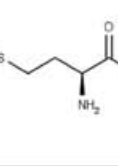
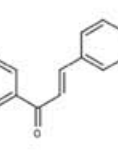

**p-Menth-1-en-4-ol**  
*see Terpinen-4-ol (5261)*

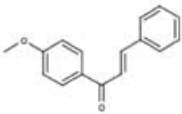

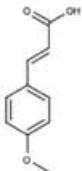

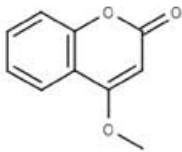
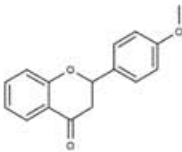
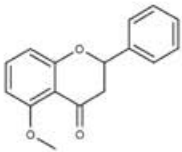
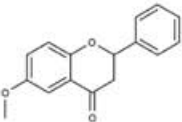
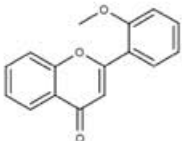


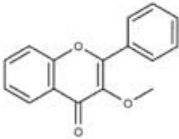
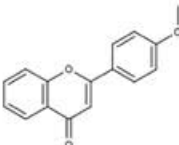
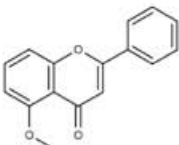
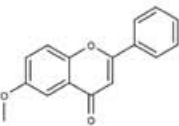
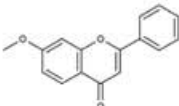
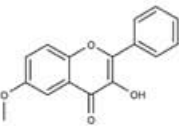
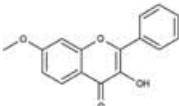
**Menthofuran**  
Assay [GC] ≥90% (with GC chromatogram)  
MONOTERPENE  
MW : 150.22  
[494-90-6]  
C<sub>10</sub>H<sub>14</sub>O

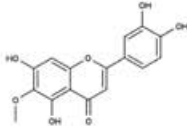
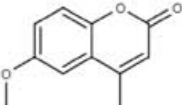
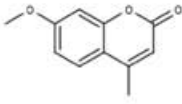
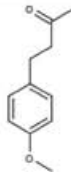
Store at +2/8 °C  
P260 - P262

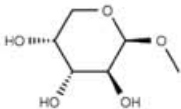
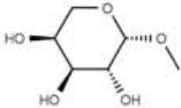
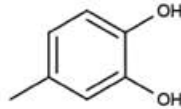

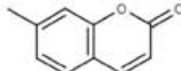

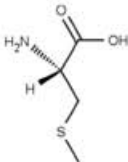
1 g # 6557 S

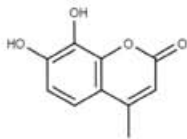
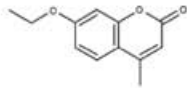
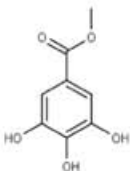

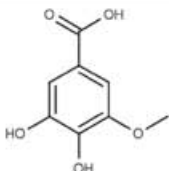
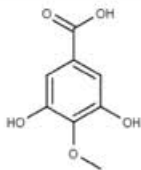
	<p><b>(-)-Menthol</b>            Assay (GC) ≥99% [sum of enantiomers] [with GC chromatogram]            = [1R,3R,4S]-4-Menthan-3-ol            MONOTERPENE            MW : 156.27            [2216-51-5]            C<sub>10</sub>H<sub>20</sub>O</p>	<p>1 g # 5043 S            Store at +2/8 °C            P280 - P305+P351+P338 - P260 - P337+P313            H318 - H315 - H335</p> 
	<p><b>(+)-Menthol</b>            Assay (GC) ≥98% [with GC chromatogram]            MONOTERPENE            MW : 156.27            [15356-60-2]            C<sub>10</sub>H<sub>20</sub>O</p>	<p>100 mg # 5371 S            Store at +2/8 °C            P280 - P305+P351+P338 - P260 - P337+P313            H318 - H315 - H335</p> 
	<p><b>(-)-Menthone</b>            sum of enantiomers            Assay (GC) ≥97.5% [with GC chromatogram]            = 4-Menthan-3-one            MONOTERPENE            MW : 154.25            [14073-97-3]            C<sub>10</sub>H<sub>18</sub>O</p>	<p>1 g # 5497 S            Store at +2/8 °C            P260 - P262</p>
	<p><b>(-)-Menthyl acetate</b>            Assay (GC) ≥98% [with GC chromatogram]            = 5-Methyl-2-(1-methylethyl)cyclohexanol acetate            MONOTERPENE            MW : 198.31            [2623-23-6]            C<sub>12</sub>H<sub>22</sub>O<sub>2</sub></p>	<p>1 g # 5046 S            Store at +2/8 °C            P260 - P262</p>
	<p><b>Menthyl salicylate</b>            mixture of isomers            ORGANICS / Benzoic acid deriv.            MW : 276.38            [89-46-3]            C<sub>17</sub>H<sub>24</sub>O<sub>3</sub></p>	<p>1 g # 5264            P260 - P262</p>
	<p><b>L-Methionine</b>            AMINOACID            MW : 149.22            [63-68-3]            C<sub>5</sub>H<sub>11</sub>NO<sub>2</sub>S</p>	<p>1 g # 5553            P260 - P262</p>
	<p><b>4-Methoxychalcone</b>            Assay (HPLC) ≥95% [with HPLC chromatogram]            POLYPHENOL / Chalcone            MW : 238.29            [959-33-1]            C<sub>16</sub>H<sub>14</sub>O<sub>2</sub></p>	<p>100 mg # 1216            P260 - P280 - P305+P351+P338 - P337+P313            H315 - H319 - H335</p> 

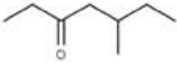
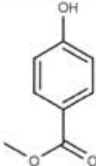
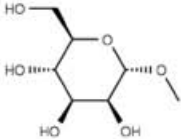
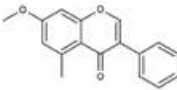
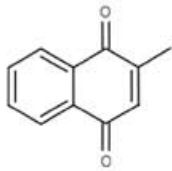

	<p><b>4'-Methoxychalcone</b>            Assay (HPLC) ≥95% [ with HPLC chromatogram]            POLYPHENOL / Chalcone            MW : 238.29            [959-23-9]            C<sub>16</sub>H<sub>14</sub>O<sub>2</sub></p>	<p>100 mg # 1217</p>	<p>P260 - P280 - P305+P351+P338 - P337+P313            H315 - H319 - H335</p>	
	<p><b>4-Methoxycinnamic acid</b>            ORGANICS / Cinnamic acid deriv.            MW : 178.19            [830-09-1]            C<sub>10</sub>H<sub>10</sub>O<sub>3</sub></p>	<p>1 g # 6130</p>	<p>P260 - P280 - P305+P351+P338 - P337+P313            H315 - H319 - H335</p>	
	<p><b>4-Methoxycoumarin</b>            COUMARIN            MW : 176.17            [20280-81-3]            C<sub>10</sub>H<sub>8</sub>O<sub>3</sub></p>	<p>100 mg # 0578</p>	<p>P260 - P262</p>	
	<p><b>7-Methoxycoumarin</b>  <i>see Herniarin (0516)</i></p>			
	<p><b>4'-Methoxyflavanone</b>            Assay (HPLC) ≥90% [ with HPLC chromatogram]            FLAVONOID / Flavanone            MW : 254.29            [97005-76-0]            C<sub>16</sub>H<sub>14</sub>O<sub>3</sub></p>	<p>20 mg # 1185</p>	<p>P260 - P262</p>	
	<p><b>5-Methoxyflavanone</b>            Assay (HPLC) ≥90% [ with HPLC chromatogram]            FLAVONOID / Flavanone            MW : 254.29            [55947-36-9]            C<sub>16</sub>H<sub>14</sub>O<sub>3</sub></p>	<p>20 mg # 1186</p>	<p>P260 - P262</p>	
	<p><b>6-Methoxyflavanone</b>            Assay (HPLC) ≥95% [ with HPLC chromatogram]            FLAVONOID / Flavanone            MW : 254.29            [3034-04-6]            C<sub>16</sub>H<sub>14</sub>O<sub>3</sub></p>	<p>100 mg # 1079</p>	<p>P260 - P262</p>	
	<p><b>2'-Methoxyflavone</b>            Assay (HPLC) ≥95% [ with HPLC chromatogram]            FLAVONOID / Flavone            MW : 252.28            [19725-47-4]            C<sub>16</sub>H<sub>12</sub>O<sub>3</sub></p>	<p>20 mg # 1187</p>	<p>P260 - P262</p>	

	<p><b>3-Methoxyflavone</b>            Assay (HPLC) ≥90% [ with HPLC chromatogram]            FLAVONOID / Flavone            MW : 252.28            [7245-02-5]            C<sub>16</sub>H<sub>12</sub>O<sub>3</sub></p>	<p>P260 - P262</p>	<p>100 mg</p>	<p># 1188</p>
	<p><b>4'-Methoxyflavone</b>            FLAVONOID / Flavone            MW : 252.28            [4143-74-2]            C<sub>16</sub>H<sub>12</sub>O<sub>3</sub></p>	<p>P260 - P262</p>	<p>20 mg</p>	<p># 1288</p>
	<p><b>5-Methoxyflavone</b>            Assay (HPLC) ≥95% [ with HPLC chromatogram]            FLAVONOID / Flavone            MW : 252.28            [42079-78-7]            C<sub>16</sub>H<sub>12</sub>O<sub>3</sub></p>	<p>P280 - P305+P351+P338 - P337+P313 - P260            H315 - H319 - H335</p>	<p>100 mg</p>	<p># 1020</p>
	<p><b>6-Methoxyflavone</b>            Assay (HPLC) ≥95% [ with HPLC chromatogram]            FLAVONOID / Flavone            MW : 252.28            [26964-24-9]            C<sub>16</sub>H<sub>12</sub>O<sub>3</sub></p>	<p>P280 - P305+P351+P338 - P337+P313 - P260            H315 - H319 - H335</p>	<p>100 mg</p>	<p># 1062</p>
	<p><b>7-Methoxyflavone</b>            Assay (HPLC) ≥95% [ with HPLC chromatogram]            FLAVONOID / Flavone            MW : 252.28            [22395-22-8]            C<sub>16</sub>H<sub>12</sub>O<sub>3</sub></p>	<p>P260 - P262</p>	<p>100 mg</p>	<p># 1289</p>
	<p><b>6-Methoxyflavonol</b>            Assay (HPLC) ≥95% [ with HPLC chromatogram]            = 3-Hydroxy-6-methoxyflavone            FLAVONOID / Flavonol            MW : 268.28            [93176-00-2]            C<sub>16</sub>H<sub>12</sub>O<sub>4</sub></p>	<p>P260 - P262</p>	<p>100 mg</p>	<p># 1193</p>
	<p><b>7-Methoxyflavonol</b>            Assay (HPLC) ≥90% [ with HPLC chromatogram]            = 3-Hydroxy-7-methoxyflavone            FLAVONOID / Flavonol            MW : 268.28            [7478-60-6]            C<sub>16</sub>H<sub>12</sub>O<sub>4</sub></p>	<p>P260 - P262</p>	<p>100 mg</p>	<p># 1194</p>

	<p><b>6-Methoxyluteolin</b>            Assay (HPLC) ≥95% [ with HPLC chromatogram]            = Nepetin ; Eupafolin            FLAVONOID / Flavone            MW : 316.28            [520-11-6]            C<sub>16</sub>H<sub>12</sub>O<sub>7</sub></p>	5 mg	# 1084
	<p><b>6-Methoxy-4-methylcoumarin</b>            COUMARIN / Methylcoumarin            MW : 190.2            [6295-35-8]            C<sub>11</sub>H<sub>10</sub>O<sub>3</sub></p>	1 g	# 0513
	<p><b>7-Methoxy-4-methylcoumarin</b>            COUMARIN / Methylcoumarin            MW : 190.2            [2555-28-4]            C<sub>11</sub>H<sub>10</sub>O<sub>3</sub></p>	100 mg	# 0599
	<p><b>5-Methoxy-2-methylfuranochromone</b>  <i>see Visnagin (6605)</i></p> <p><b>4-[4-Methoxyphenyl]-2-butanone</b>            Assay (GC) ≥98% [with GC chromatogram]            ORGANICS / Ketone            MW : 178.23            [104-20-1]            C<sub>11</sub>H<sub>14</sub>O<sub>2</sub></p>	100 mg	# 5488 S
	<p><b>4-Methoxy-6[2-propenyl]-1,3-benzodioxole</b>  <i>see Myristicin (8828)</i></p>		
	<p><b>2-Methoxy-4-propenylphenol</b>  <i>see Isoeugenol (5366)</i></p>		
	<p><b>5-Methoxy psoralen</b>  <i>see Bergapten (0552 S)</i></p>		
	<p><b>4-Methoxysalicylic acid</b>  <i>see 2-Hydroxy-4-methoxybenzoic acid (6488)</i></p>		
	<p><b>4'-Methoxy-3,3',5-stilbenetriol-3-glucoside</b>  <i>see Rhapontin (4740 S)</i></p>		
	<p><b>6-Methoxyumbelliferone</b>  <i>see Scopoletin (0528)</i></p>		
	<p><b>Methyl-2-aminobenzoate</b>  <i>see Anthranilic acid methylester (2141 S)</i></p>		

	<p><b>Methyl-beta-D-arabinopyranoside</b>            OLIGOSACCHARIDE            MW : 164.17            [5328-63-2]  <math>C_6H_{12}O_5</math></p>	P260 - P262	1 g	# 4189
	<p><b>Methyl-beta-L-arabinopyranoside</b>            OLIGOSACCHARIDE            MW : 164.17            [1825-00-9]  <math>C_6H_{12}O_5</math></p>	P260 - P262	1 g	# 4190
<p><b>Methylarachidate</b>  <i>see Arachidic acid methylester (3005)</i></p>				
<p><b>Methylarecaidine hydrobromide</b>  <i>see Arecoline hydrobromide (1703)</i></p>				
<p><b>Methylbenzoate</b>  <i>see Benzoic acid methylester (6182 S)</i></p>				
<p><b>1-Methyl-beta-carboline</b>  <i>see Harman (0640)</i></p>				
<p><b>1-Methyl-beta-carboline hydrochloride</b>  <i>see Harman hydrochloride (0641)</i></p>				
	<p><b>4-Methylcatechol</b>            ORGANICS / Phenol            MW : 124.14            [452-86-8]  <math>C_7H_8O_2</math></p>	P260 - P280 - P305+P351+P338 - P337+P313 H315 - H319 - H335	1 g	# 4805
				
<p><b>Methylcinnamate</b>  <i>see Cinnamic acid methylester (4966)</i></p>				
	<p><b>7-Methylcoumarin</b>            Assay (HPLC) ≥95% [ with HPLC chromatogram]            COUMARIN / Methylcoumarin            MW : 160.17            [2445-83-2]  <math>C_{10}H_8O_2</math></p>	P280 - P305+P351+P338 - P337+P313 - P260 H315 - H319 - H335	100 mg	# 0521
				
	<p><b>S-Methyl-L-cysteine</b>            AMINOACID            MW : 135.18            [1187-84-4]  <math>C_4H_9NO_2S</math></p>	P260 - P262	1 g	# 5849

	<p><b>4-Methylaphnetin</b>            Assay [HPLC] ≥95% [ with HPLC chromatogram]            = 7,8-Dihydroxy-4-methylcoumarin            COUMARIN / Methylcoumarin P260 - P262            MW : 192.17            [2107-77-9]            C<sub>10</sub>H<sub>8</sub>O<sub>4</sub></p>	<p>100 mg # 0522</p>
<p><b>Methyleicosanoate</b>  <i>see Arachidic acid methylester (3005)</i></p>		
<p><b>4-Methylesculetin</b>  <i>see 6,7-Dihydroxy-4-methylcoumarin (0512)</i></p>		
	<p><b>4-Methyl-7-ethoxycoumarin</b>            Assay [GC] ≥99% [with GC chromatogram]            COUMARIN / Methylcoumarin P260 - P262            MW : 204.23            [87-05-8]            C<sub>12</sub>H<sub>12</sub>O<sub>3</sub></p>	<p>100 mg # 0524 S</p>
<p><b>Methyleugenol</b>  <i>see Eugenol methylether (5180 S)</i></p>		
	<p><b>Methylgallate</b>            Assay [HPLC] ≥90% [ with HPLC chromatogram]            = 3,4,5-Trihydroxybenzoic acid methylester ; Gallicin            ORGANICS / Gallic acid deriv. P260 - P262 - P280 - P305+P351+P338 -            MW : 184.15 P337+P313            [99-24-1] H302 - H315 - H319 - H335            C<sub>8</sub>H<sub>8</sub>O<sub>5</sub></p>	<p>1 g # 6081</p>
		
	<p><b>3-O-Methylgallic acid</b>            Assay [HPLC] ≥90% [ with HPLC chromatogram]            = 3,4-Dihydroxy-5-methoxybenzoic acid            ORGANICS / Gallic acid deriv. P260 - P262            MW : 184.15            [3934-84-7]            C<sub>8</sub>H<sub>8</sub>O<sub>5</sub></p>	<p>100 mg # 6055</p>
	<p><b>4-O-Methylgallic acid</b>            Assay [HPLC] ≥95% [ with HPLC chromatogram]            = 3,5-Dihydroxy-4-methoxybenzoic acid ; 5-Hydroxyisovanillic acid            ORGANICS / Gallic acid deriv. P260 - P262            MW : 184.15            [4319-02-2]            C<sub>8</sub>H<sub>8</sub>O<sub>5</sub></p>	<p>100 mg # 6486</p>
<p><b>9-Methyl-3-granatane hydrochloride</b>  <i>see Pseudopelletierine hydrochloride (1826)</i></p>		

	<p><b>5-Methyl-3-heptanone</b>            Assay (GC) ≥98% (with GC chromatogram)            ORGANICS / Ketone            MW : 128.22            [541-85-5]            C<sub>8</sub>H<sub>16</sub>O</p>	<p>100 mg # 5226 S            Store at +2/8 °C            P260 - P280 - P305+P351+P338 - P337+P313 - P210            H319 - H335 - H226</p>
	<p><b>Methyl-4-hydroxybenzoate</b>            Assay (GC) ≥99% (with GC chromatogram)            = 4-Hydroxybenzoic acid methylester            ORGANICS / Benzoic acid deriv.            MW : 152.15            [99-76-3]            C<sub>8</sub>H<sub>8</sub>O<sub>3</sub></p>	<p>1 g # 6289 S            Store at +2/8 °C            P260 - P280 - P305+P351+P338 - P337+P313            H315 - H319 - H335</p>
	<p><b>Methyl-alpha-D-mannopyranoside</b>            OLIGOSACCHARIDE            MW : 194.19            [617-04-9]            C<sub>7</sub>H<sub>14</sub>O<sub>6</sub></p>	<p>1 g # 4204            P260 - P262</p>
	<p><b>5-Methyl-7-methoxyisoflavone</b>            Assay (HPLC) ≥95% (with HPLC chromatogram)            FLAVONOID / Isoflavone            MW : 266.3            [82517-12-2]            C<sub>17</sub>H<sub>14</sub>O<sub>3</sub></p>	<p>100 mg # 1329            P260 - P262</p>
	<p><b>5-Methyl-2-(1-methylethyl)cyclohexanol acetate</b>  <i>see (-)-Menthyl acetate (5046 S)</i></p> <p><b>2-Methyl-1,4-naphthoquinone</b>            Assay (GC) ≥90% (with GC chromatogram)            = Menadione ; Vitamin K3            QUINONE / Napthoquinone            MW : 172.18            [58-27-5]            C<sub>11</sub>H<sub>8</sub>O<sub>2</sub></p>	<p>1 g # 0473            P260 - P280 - P305+P351+P338 - P337+P313            H302 - H315 - H319 - H335</p>
	<p><b>Methylnonylketone</b>            Assay (GC) ≥99% (with GC chromatogram)            = 2-Undecanone            ORGANICS / Ketone            MW : 170.3            [112-12-9]            C<sub>11</sub>H<sub>22</sub>O</p>	<p>1 g # 3134 S            Store at +2/8 °C            P260 - P280 - P305+P351+P338 - P337+P313 - P273            H319 - H410</p>
<p><b>Methyloleanolate</b>  <i>see Oleonic acid methylester (0042 S)</i></p>		



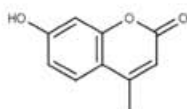
**Methyloleate**  
see *Oleic acid methylester* (2762 S)

**4'-Methylpelargonidin chloride**  
see *Kaempferidinidin chloride* (0944 S)

**Methylphenylcarbinol**  
see *1-Phenylethanol* (6218 S)

**3-O-Methylquercetin**  
see *Quercetin-3-methylether* (1342)

**Methylsalicylate**  
see *Salicylic acid methylester* (4738 S)



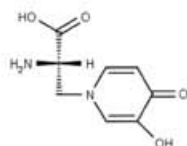
**4-Methylumbelliferone**  
= 7-Hydroxy-4-methylcoumarin  
COUMARIN  
MW : 176.17  
[90-33-5]  
C<sub>10</sub>H<sub>8</sub>O<sub>3</sub>

1 g # 0518

P260 - P280 - P305+P351+P338 - P337+P313  
H315 - H319 - H335



**Methyl-N-vanillyl-6-noneneamide**  
see *Capsaicin* (8986)



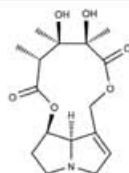
**L-Mimosine**  
= Leucenol  
AMINOACID  
MW : 198.18  
[500-44-7]  
C<sub>8</sub>H<sub>10</sub>N<sub>2</sub>O<sub>4</sub>

100 mg # 1512

Store at +2/8 °C  
P260 - P262 - P280  
H302 - H332 - H312



**Miquelianin**  
see *Quercetin-3-O-glucuronide* (1315)



**Monocrotalin**  
≥90% [with TLC data]  
= Crotalin  
ALKALOID / Pyrrolizidine  
MW : 325.37  
[315-22-0]  
C<sub>15</sub>H<sub>23</sub>NO<sub>6</sub>

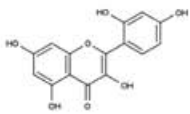

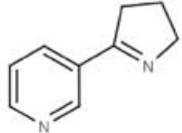

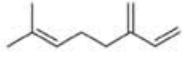


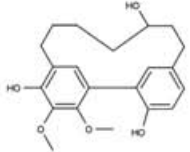
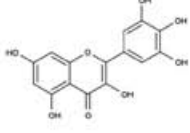
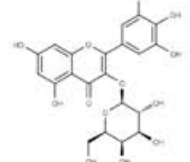
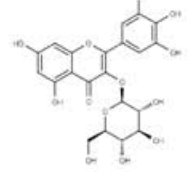

10 mg # 7351

P260 - P280 - P309+P311  
H301 - H351



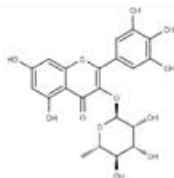
**Monogynol B**  
see *Lupeol* (0017 S)

**5-MOP**  
see *Bergapten* (0552 S)

	<p><b>Morin</b>            Assay (HPLC) ≥99% [ with HPLC chromatogram]            = 2',3,4',5,7-Pentahydroxyflavone            FLAVONOID / Flavonol            MW : 302.24            [480-16-0]            C<sub>15</sub>H<sub>10</sub>O<sub>7</sub></p>	<p>10 mg # 1344 S            P260 - P280            H302  </p>
	<p><b>Myosmine</b>            Assay (HPLC) ≥95% [ with HPLC chromatogram]            ALKALOID / Azine            MW : 146.19            [532-12-7]            C<sub>9</sub>H<sub>10</sub>N<sub>2</sub></p>	<p>50 mg # 0607            Store at &lt;15 °C            P260 - P280 - P305+P351+P338 - P337+P313            H302 - H315 - H319 - H335  </p>
	<p><b>Myrcene</b>            Assay (GC) ≥90%            contains 1000ppm BHT as inhibitor (with GC chromatogram)            MONOTERPENE            MW : 136.24            [123-35-3]            C<sub>10</sub>H<sub>16</sub></p>	<p>100 mg # 5124            Store at +2/8 °C            P210 - P260 - P305+P351+P338 - P337+P313 -            P280            H226 - H315 - H319 - H335   </p>
	<p><b>[+/-]-Myricanol</b>            Assay (HPLC) ≥95% [ with HPLC chromatogram]            POLYPHENOL            MW : 358.44            C<sub>21</sub>H<sub>26</sub>O<sub>5</sub></p>	<p>10 mg # 8971            P260 - P262</p>
	<p><b>Myricetin</b>            Assay (HPLC) ≥99% [ with HPLC chromatogram]            = 3,3',4',5,5',7-Hexahydroxyflavone ; Cannabiscetin            FLAVONOID / Flavonol            MW : 318.25            [529-44-2]            C<sub>15</sub>H<sub>10</sub>O<sub>8</sub></p>	<p>20 mg # 1127 S            Store in the desiccator            P260 - P262</p>
	<p><b>Myricetin-3-O-galactoside</b>            Assay (HPLC) ≥99% [ with HPLC chromatogram]            FLAVONOID / Flavonol            MW : 480.38            [15648-86-9]            C<sub>21</sub>H<sub>20</sub>O<sub>13</sub></p>	<p>5 mg # 1355 S            Store in the desiccator            P260 - P262</p>
	<p><b>Myricetin-3-O-glucoside</b>            Assay (HPLC) ≥99% [ with HPLC chromatogram]            FLAVONOID / Flavonol            MW : 480.38            [19833-12-6]            C<sub>21</sub>H<sub>20</sub>O<sub>13</sub></p>	<p>5 mg # 1357 S            Store in the desiccator            P260 - P262  </p>

**Myricetin-3-O-rhamnoside**  
see *Myricitrin (1029 S)*

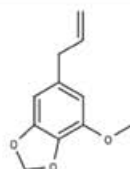
**Myricetin trimethylether**  
see *3,5,7-Trihydroxy-3',4',5'-trimethoxyflavone (1310)*



**Myricitrin** 10 mg # 1029 S  
Assay (HPLC) ≥99% [ with HPLC chromatogram]  
= Myricetin-3-O-rhamnoside  
FLAVONOID / Flavonol P260 - P262  
MW : 464.38  
[17912-87-7]  
C<sub>21</sub>H<sub>20</sub>O<sub>12</sub>



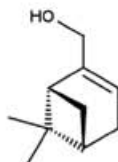
**Myristic acid** 100 mg # 2868 S  
Assay (GC) ≥99% [with GC chromatogram]  
LIPID / Fatty acid deriv. Store at +2/8 °C  
P260 - P280 - P305+P351+P338 - P337+P313  
MW : 228.37 H315 - H319 - H335  
[544-63-8]  
C<sub>14</sub>H<sub>28</sub>O<sub>2</sub>



**Myristicin** 100 mg # 8828  
Assay (GC) ≥97.5% [with GC chromatogram]  
= 4-Methoxy-6[2-propenyl]-1,3-benzodioxole  
ORGANICS / Phenol Store at +2/8 °C  
P260 - P262 - P273  
MW : 192.22 H412  
[607-91-0]  
C<sub>11</sub>H<sub>12</sub>O<sub>3</sub>

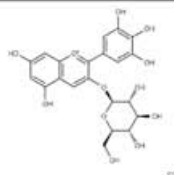


**(-)-trans-Myrtenol** 100 mg # 5134 S  
Assay (GC) ≥98% [sum of enantiomers] [with GC chromatogram]  
= [1S,2S]-10-Pinanol  
MONOTERPENE Store at +2/8 °C  
P260 - P262  
MW : 154.25  
[53369-17-8]  
C<sub>10</sub>H<sub>18</sub>O



**(-)-Myrtenol** 100 mg # 5115  
MONOTERPENE Store in the desiccator  
Store at +2/8 °C  
P260 - P262  
MW : 152.24  
[19894-97-4]  
C<sub>10</sub>H<sub>16</sub>O

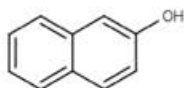
**Myrtillinid chloride**  
see *Petunidin chloride (0942)*



**Myrtillin chloride** 10 mg # 0938  
Assay (HPLC) ≥95% [ with HPLC chromatogram]  
= Delphinidin-3-O-glucoside chloride  
ANTHOCYANID / Delphinidin Store away from light and moisture.  
Store at <15 °C  
P260 - P262  
MW : 500.9  
[6906-38-3]  
C<sub>21</sub>H<sub>21</sub>O<sub>12</sub>Cl

alpha-Naphthoflavone  
see 7,8-Benzoflavone (1008)

beta-Naphthoflavone  
see 5,6-Benzoflavone (1007)



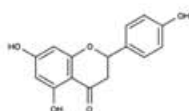
beta-Naphthol  
Assay (GC) ≥99% [with GC chromatogram]  
MONOTERPENE  
MW : 144.17  
[135-19-3]  
C<sub>10</sub>H<sub>8</sub>O

1 g # 5445 S

Store at +2/8 °C  
P273 - P260 - P280  
H400 - H302 - H332



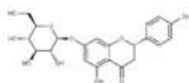
Narcissin  
see Isorhamnetin-3-O-rutinoside (1333 S)



Naringenin  
Assay (HPLC) ≥99% [with HPLC chromatogram]  
= 4',5,7-Trihydroxyflavanone  
FLAVONOID / Flavanone  
MW : 272.27  
[67604-48-2]  
C<sub>15</sub>H<sub>12</sub>O<sub>5</sub>

25 mg # 1128 S

P280 - P305+P351+P338 - P337+P313 - P260  
H315 - H319 - H335



Naringenin-7-O-glucoside  
Assay (HPLC) ≥99% [with HPLC chromatogram]  
= Prunin  
FLAVONOID / Flavanone  
MW : 434.4  
[529-55-5]  
C<sub>21</sub>H<sub>22</sub>O<sub>10</sub>

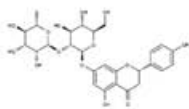
10 mg # 1160 S

P260 - P262

Naringenin-7-methylether  
see Sakuranetin (1247 S)

Naringenin-7-O-neohesperidoside  
see Naringin (9010) (1129 S)

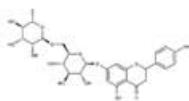
Naringenin-7-O-rutinoside  
see Narirutin (1130 S)



Naringin  
Assay (HPLC) ≥99% [with HPLC chromatogram]  
= Naringenin-7-O-neohesperidoside  
FLAVONOID / Flavanone  
MW : 580.55  
[10236-47-2]  
C<sub>27</sub>H<sub>32</sub>O<sub>14</sub>

10 mg # 1129 S

P280 - P305+P351+P338 - P337+P313 - P260  
H315 - H319 - H335

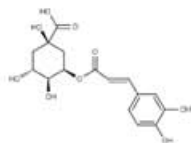


Narirutin  
Assay (HPLC) ≥99% [with HPLC chromatogram]  
= Isonaringin ; Naringenin-7-O-rutinoside  
FLAVONOID / Flavanone  
MW : 580.55  
[14259-46-2]  
C<sub>27</sub>H<sub>32</sub>O<sub>14</sub>

10 mg # 1130 S

P260 - P262

**Negletein**  
*see Baicalein-7-methylether (1250)*



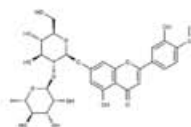
**Neochlorogenic acid**  
 Assay (HPLC) ≥99% [ with HPLC chromatogram]  
 = 5-O-Caffeoylquinic acid  
 ORGANICS / Cinnamic acid deriv. P260 - P262  
 MW : 354.31  
 [906-33-2]  
 C<sub>16</sub>H<sub>18</sub>O<sub>9</sub>

10 mg # 4961 S



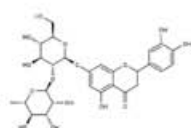
**Neodiosmin**  
 Assay (HPLC) ≥95% [ with HPLC chromatogram]  
 = Diosmetin-7-O-neohesperidoside  
 FLAVONOID / Flavone P260 - P262  
 MW : 608.56  
 [38665-01-9]  
 C<sub>28</sub>H<sub>32</sub>O<sub>15</sub>

5 mg # 1249



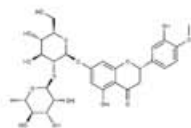
**Neorietocitrin**  
 Assay (HPLC) ≥99% [ with HPLC chromatogram]  
 = Eriodictyol-7-O-neohesperidoside  
 FLAVONOID / Flavanone P260 - P262  
 MW : 596.55  
 [13241-32-2]  
 C<sub>27</sub>H<sub>32</sub>O<sub>15</sub>

10 mg # 1131 S



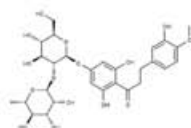
**Neohesperidin**  
 Assay (HPLC) ≥99% [ with HPLC chromatogram]  
 = Hesperetin-7-O-neohesperidoside  
 FLAVONOID / Flavanone P260 - P262  
 MW : 610.57  
 [13241-33-3]  
 C<sub>28</sub>H<sub>34</sub>O<sub>15</sub>

10 mg # 1132 S



**Neohesperidin dihydrochalcone**  
 Assay (HPLC) ≥90% [ with HPLC chromatogram]  
 POLYPHENOL / Dihydrochalcone P260 - P262  
 MW : 612.59  
 [20702-77-6]  
 C<sub>28</sub>H<sub>36</sub>O<sub>15</sub>

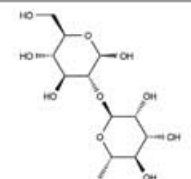
100 mg # 1231

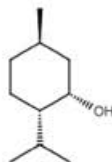


**Neohesperidose**  
 = 2-O-alpha-L-Rhamnosyl-D-glucose  
 OLIGOSACCHARIDE  
 MW : 326.3  
 [17074-02-1]  
 C<sub>12</sub>H<sub>22</sub>O<sub>10</sub>

Store away from moisture.  
 Store at <-15 °C  
 P260 - P262

100 mg # 4169





**(+)-Neomenthol**

Assay (GC)  $\geq 97\%$  [with GC chromatogram]  
 = [1R,3S,4S]-4-Menthan-3-ol  
 MONOTERPENE  
 MW : 156.27  
 [2216-52-6]  
 C<sub>10</sub>H<sub>20</sub>O

100 mg # 5471 S

Store at +2/8 °C  
 P280 - P305+P351+P338 - P315 - P260  
 H315 - H318 - H335



**Neonicotine**

see *DL-Anabasine* [1610]

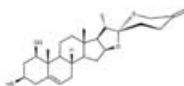
**Neoponcirin**

see *Didymin* [1166 S]

**Neuroscogenin**

Assay (HPLC)  $\geq 95\%$  [with HPLC chromatogram]  
 STEROID  
 MW : 428.62  
 [17676-33-4]  
 C<sub>27</sub>H<sub>40</sub>O<sub>4</sub>

10 mg # 3583



P260 - P262

**Nepetin**

see *6-Methoxyluteolin* [1084]

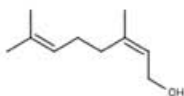
**Nerine**

see *Conessine* [1865]

**Nerol**

Assay (GC)  $\geq 95\%$  [with GC chromatogram]  
 MONOTERPENE  
 MW : 154.25  
 [106-25-2]  
 C<sub>10</sub>H<sub>18</sub>O

100 mg # 5051



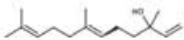
Store at +2/8 °C  
 P260 - P280 - P305+P351+P338 - P337+P313  
 H315 - H319 - H335



**[cis+trans]-Nerolidol**

Assay (GC)  $\geq 90\%$  [cis+trans] [with GC chromatogram]  
 MONOTERPENE  
 MW : 222.38  
 [7212-44-4]  
 C<sub>15</sub>H<sub>26</sub>O

1 g # 5052



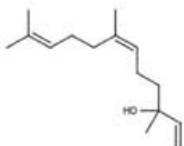
Store at +2/8 °C  
 P260 - P262 - P273  
 H400 - H410



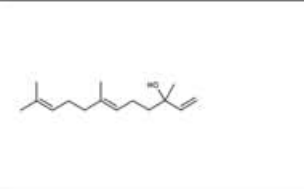
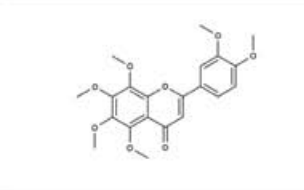
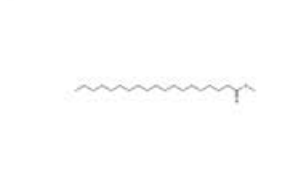
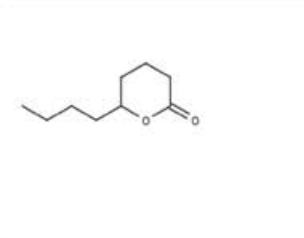

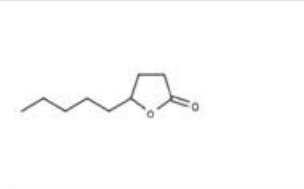
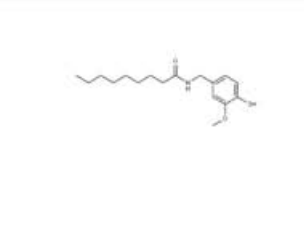


**cis-Nerolidol**

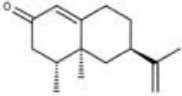


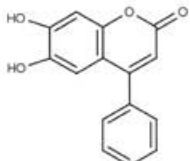
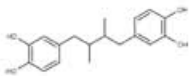

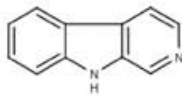
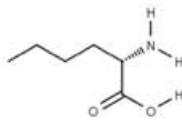
Assay (GC)  $\geq 95\%$  [with GC chromatogram]  
 SESQUITERPENE  
 MW : 222.38  
 [3790-78-1]  
 C<sub>15</sub>H<sub>26</sub>O

100 mg # 5163 S



Store at +2/8 °C  
 P260 - P262

	<p><b>trans-Nerolidol</b>            Assay [GC] ≥90% [with GC chromatogram]  <b>SESQUITERPENE</b>            MW : 222.38            [40716-66-3]            C<sub>15</sub>H<sub>26</sub>O</p>	<p>100 mg # 5212 S            Store at +2/8 °C            P260 - P262</p>
<p><b>Nicotiflorin</b>  <i>see Kaempferol-3-O-rutinoside (1053 S)</i></p>		
	<p><b>Nobiletin</b>            Assay [HPLC] ≥99% [ with HPLC chromatogram]            = 3',4',5,6,7,8-Hexamethoxyflavone  <b>FLAVONOID / Flavone</b>            MW : 402.4            [478-01-3]            C<sub>21</sub>H<sub>22</sub>O<sub>8</sub></p>	<p>10 mg # 1348 S            P260 - P262</p>
	<p><b>Nonadecanoic acid methylester</b>            Assay [GC] ≥90% [with GC chromatogram]  <b>LIPID / Fatty acid deriv.</b>            MW : 312.54            [1731-94-8]            C<sub>20</sub>H<sub>40</sub>O<sub>2</sub></p>	<p>100 mg # 3151            Store at +2/8 °C            P260 - P262</p>
 	<p><b>delta-Nonalactone</b>            Assay [GC] ≥97% [with GC chromatogram]  <b>ORGANICS / Lactone</b>            MW : 156.23            [3301-94-8]            C<sub>9</sub>H<sub>16</sub>O<sub>2</sub></p>	<p>100 mg # 5190 S            Store at +2/8 °C            P260 - P262</p>
	<p><b>gamma-Nonalactone</b>            mixture of isomers            Assay [GC] ≥97% [with GC chromatogram]  <b>ORGANICS / Lactone</b>            MW : 156.23            [104-61-0]            C<sub>9</sub>H<sub>16</sub>O<sub>2</sub></p>	<p>100 mg # 5189 S            Store at +2/8 °C            P260 - P262</p>
 	<p><b>Nonivamide</b>            Assay [HPLC] ≥95% [ with HPLC chromatogram]            = N-Vanillylnonanamide ; Pseudocapsaicin  <b>ALKALOID</b>            MW : 293.41            [2444-46-4]            C<sub>17</sub>H<sub>27</sub>NO<sub>3</sub></p>	<p>100 mg # 1584            Store at +2/8 °C            P260 - P280 - P305+P351+P338 - P337+P313            H315 - H319 - H335  </p>

	<p><b>Nootkatone</b>            Assay (GC) ≥95% (with GC chromatogram)            SESQUITERPENE            MW : 218.35            [4674-50-4]            C<sub>15</sub>H<sub>22</sub>O</p>	<p>100 mg # 5205            Store at +2/8 °C            P260 - P262</p>
<p><b>2-Norbornanone</b>  <i>see Norcamphor [5054]</i></p>		
	<p><b>Norcamphor</b>            Assay (GC) ≥90% (with GC chromatogram)            = 2-Norbornanone            MONOTERPENE            MW : 110.16            [497-38-1]            C<sub>7</sub>H<sub>10</sub>O</p>	<p>1 g # 5054            P210 - P260 - P262            H228  </p>
	<p><b>Nordalbergin</b>            = 6,7-Dihydroxy-4-phenylcoumarin            COUMARIN / Phenylcoumarin            MW : 254.25            [482-82-6]            C<sub>15</sub>H<sub>10</sub>O<sub>4</sub></p>	<p>10 mg # 0591            Store away from light.            Store at +2/8 °C            P260 - P262</p>
	<p><b>Nordihydroguaiaretic acid</b>            POLYPHENOL            MW : 302.38            [500-38-9]            C<sub>18</sub>H<sub>22</sub>O<sub>4</sub></p>	<p>100 mg # 6135            P260 - P280 - P305+P351+P338 - P337+P313            H302 - H315 - H319 - H335  </p>
	<p><b>Norharman</b>            ALKALOID / Indole            MW : 168.19            [244-63-3]            C<sub>11</sub>H<sub>8</sub>N<sub>2</sub></p>	<p>25 mg # 0654            P260 - P262</p>
<p><b>Norizalpinin</b>  <i>see Galangin [1114 S]</i></p>		
	<p><b>L-(+)-Norleucine</b>            AMINOACID            MW : 131.18            [327-57-1]            C<sub>6</sub>H<sub>13</sub>NO<sub>2</sub></p>	<p>1 g # 5863            P260 - P262</p>
<p><b>Norwogonin</b>  <i>see 5,7,8-Trihydroxyflavone [1225]</i></p>		
<p><b>Novocaine hydrochloride</b>  <i>see Procaine hydrochloride [1689]</i></p>		



**Octadecanoic acid**  
see *Stearic acid* (3446)

**cis-6-Octadecenoic acid**  
see *Petroselinic acid* (3189)

**9-Octadecenoic acid**  
see *Oleic acid* (2760 S)

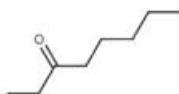
**3-[Octadecyloxy]-1,2-propanediol**  
see *(+)-Batylalcohol* (3008)

**3-Octanone**

Assay (GC) ≥97% [with GC chromatogram]  
ORGANICS / Ketone  
MW : 128.22  
[106-68-3]  
C<sub>8</sub>H<sub>16</sub>O

100 mg # 5222 S

Store at +2/8 °C  
P260 - P280 - P305+P351+P338 - P337+P313 -  
P210  
H315 - H319 - H335 - H226

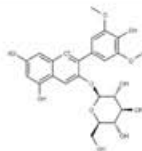


**Oenin chloride**

Assay (HPLC) ≥95% [with HPLC chromatogram]  
= Malvidin-3-O-glucoside chloride  
ANTHOCYANID / Malvidin  
MW : 528.87  
[7228-78-6]  
C<sub>23</sub>H<sub>25</sub>O<sub>12</sub>Cl

10 mg # 0911 S

Store away from light and moisture.  
Store at <15 °C  
P260 - P262



**Okanin-4'-O-glucoside**  
see *Marein* (0059 S)

**12-Oleanene-3,28-diol**  
see *Erythrodiol* (0040 S)

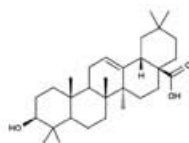
**12-Oleanen-3-beta-ol**  
see *beta-Amyrin* (0016 S)

**Oleanolic acid**

Assay (HPLC) ≥99% [with HPLC chromatogram]  
= Astringenin C ; Caryophyllin ; 3beta-Hydroxyolean-12-en-28-oic acid  
TRITERPENE / Oleanane  
MW : 456.71  
[508-02-1]  
C<sub>30</sub>H<sub>48</sub>O<sub>3</sub>

25 mg # 0041 S

P260 - P262

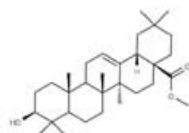





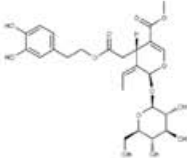
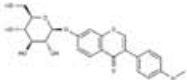
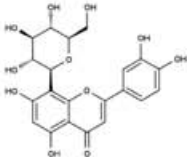
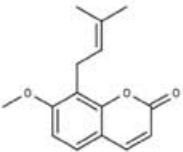


**Oleanolic acid methylester**

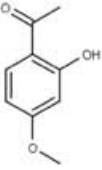

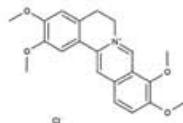



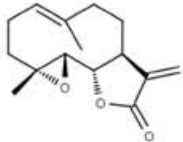

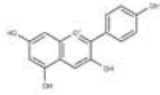
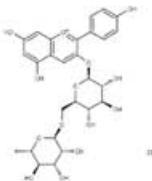
Assay (HPLC) ≥99% [with HPLC chromatogram]  
= Methyloleanolate  
TRITERPENE / Oleanane  
MW : 470.74  
[1724-17-0]  
C<sub>31</sub>H<sub>50</sub>O<sub>3</sub>

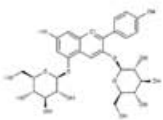
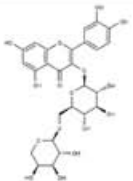
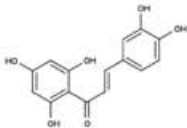
10 mg # 0042 S

P260 - P262



	<p><b>Oleic acid</b>            Assay (GC) ≥99% (with GC chromatogram)            = 9-Octadecenoic acid            LIPID / Fatty acid deriv.            MW : 282.47            [112-80-1]            C<sub>18</sub>H<sub>34</sub>O<sub>2</sub></p>	<p>100 mg # 2760 S</p>
	<p>Store at +2/8 °C            P260 - P280 - P305+P351+P338 - P337+P313            H315 - H319 - H335</p>	
	<p><b>Oleic acid methylester</b>            Assay (GC) ≥99% (with GC chromatogram)            = Methyloleate            LIPID / Fatty acid deriv.            MW : 296.5            [112-62-9]            C<sub>19</sub>H<sub>36</sub>O<sub>2</sub></p>	<p>100 mg # 2762 S</p>
	<p>Store at +2/8 °C            P260 - P262</p>	
	<p><b>Oleuropein</b>            Assay (HPLC) ≥98% (with HPLC chromatogram)            MONOTERPENE / Iridoid            MW : 540.53            [32619-42-4]            C<sub>25</sub>H<sub>32</sub>O<sub>13</sub></p>	<p>10 mg # 0228 S</p>
	<p>Store in the desiccator            P260 - P262</p>	
	<p><b>Oleuropein</b>            Assay (HPLC) ≥90% (with HPLC chromatogram)</p>	<p>100 mg # 0204</p>
	<p><b>Ononin</b>            Assay (HPLC) ≥99% (with HPLC chromatogram)            = Formononetin-7-O-glucoside            FLAVONOID / Isoflavone            MW : 430.41            [486-62-4]            C<sub>22</sub>H<sub>22</sub>O<sub>9</sub></p>	<p>10 mg # 1241 S</p>
	<p>P260 - P262</p>	
	<p><b>Orientin</b>            Assay (HPLC) ≥99% (with HPLC chromatogram)            = Luteolin-8-C-glucoside            FLAVONOID / Flavone            MW : 448.38            [28608-75-5]            C<sub>21</sub>H<sub>20</sub>O<sub>11</sub></p>	<p>10 mg # 1054 S</p>
	<p>Store in the desiccator            P260 - P262</p>	
	<p><b>Osthenol methylether</b>  <i>see Osthol (0541 S)</i></p>	
	<p><b>Osthol</b>            Assay (HPLC) ≥99% (with HPLC chromatogram)            = Osthenol methylether            COUMARIN            MW : 244.29            [484-12-8]            C<sub>15</sub>H<sub>16</sub>O<sub>3</sub></p>	<p>10 mg # 0541 S</p>
	<p>P260 - P262</p>	
	<p><b>Oxycanthine sulfate</b>            ALKALOID / Isoquinoline            MW : 706.79            [6183-91-1]            C<sub>37</sub>H<sub>40</sub>N<sub>2</sub>O<sub>6</sub>·H<sub>2</sub>SO<sub>4</sub></p>	<p>10 mg # 1746</p>
	<p>P260 - P280 - P309+P311            H301</p>	

	<p><b>Paeonol</b>            Assay (HPLC) ≥95% [ with HPLC chromatogram]            ORGANICS / Benzoic acid deriv.            MW : 166.18            [552-41-0]            C<sub>9</sub>H<sub>10</sub>O<sub>3</sub></p>	<p>100 mg # 5428</p>	<p>P260 - P262 - P280            H302 - H312 - H332  </p>
	<p><b>Palmatine chloride</b>            = Berbericine chloride            ALKALOID / Isoquinoline            MW : 387.84            [3486-67-7]            C<sub>21</sub>H<sub>22</sub>NO<sub>4</sub>Cl</p>	<p>100 mg # 1688</p>	<p>P260 - P280 - P305+P351+P338 - P337+P313            H302 - H332 - H315 - H319  </p>
	<p><b>Palmitic acid</b>            Assay (GC) ≥90% (with GC chromatogram)            LIPID / Fatty acid deriv.            MW : 256.44            [57-10-3]            C<sub>16</sub>H<sub>32</sub>O<sub>2</sub></p>	<p>1 g # 3240</p>	<p>P260 - P280 - P305+P351+P338 - P337+P313            H315 - H319 - H335  </p>
<p><b>Parigenin</b>  <i>see Sarsasapogenin (3507 S)</i></p>			
<p><b>Parsley apiole</b>  <i>see Apiole (5390 S)</i></p>			
	<p><b>Parthenolide</b>            Assay (HPLC) ≥95% [ with HPLC chromatogram]            SEQUITERPENE            MW : 248.33            [20554-84-1]            C<sub>15</sub>H<sub>20</sub>O<sub>3</sub></p>	<p>20 mg # 3805</p>	<p>Store at +2/8 °C            P260 - P280 - P309+P311            H371  </p>
	<p><b>Pelargonidin chloride</b>            Assay (HPLC) ≥97% [ with HPLC chromatogram]            = 3,4',5,7-Tetrahydroxyflavylium chloride            ANTHOCYANID / Pelargonidin            MW : 306.7            [134-04-3]            C<sub>15</sub>H<sub>11</sub>O<sub>5</sub>Cl</p>	<p>10 mg # 0912 S</p>	<p>Store in the desiccator and away from light.            P260 - P262</p>
<p><b>Pelargonidin-3,5-di-O-glucoside chloride</b>  <i>see Pelargonin chloride (0903)</i></p>			
<p><b>Pelargonidin-3-O-glucoside chloride</b>  <i>see Callistephin chloride (0907 S)</i></p>			
	<p><b>Pelargonidin-3-O-rutinoside chloride</b>            Assay (HPLC) ≥90% [ with HPLC chromatogram]            ANTHOCYANID / Pelargonidin            MW : 615.05            [33978-17-5]            C<sub>27</sub>H<sub>31</sub>O<sub>14</sub>Cl</p>	<p>5 mg # 0943</p>	<p>Store away from light and moisture.            Store at &lt;15 °C            P260 - P262</p>

	<p><b>Pelargonin chloride</b>            Assay (HPLC) ≥90% [ with HPLC chromatogram]            = Pelargonidin-3,5-di-O-glucoside chloride            ANTHOCYANID / Pelargonidin            MW : 630.97            [1 7334-58-6]            C<sub>27</sub>H<sub>31</sub>O<sub>15</sub>Cl</p>	<p>5 mg # 0903</p>
<p>Store away from light and moisture.            Store at &lt;-15 °C            P260 - P262</p>		
	<p><b>Peltatoside</b>            Assay (HPLC) ≥99% [ with HPLC chromatogram]            = Quercetin-3-O-arabinoglucoside            FLAVONOID / Flavonol            MW : 596.5            [23284-18-6]            C<sub>26</sub>H<sub>28</sub>O<sub>16</sub></p>	<p>10 mg # 1142 S</p>
		<p>P260 - P262</p>
<p><b>Peltophorin</b>  <i>see Bergenin (8826)</i></p>		
	<p><b>2',4',6',3,4-Pentahydroxychalcone</b>            Assay (HPLC) ≥99% [ with HPLC chromatogram]            = Eriodictyolchalcone            POLYPHENOL / Chalcone            MW : 288.27            [14917-41-0]            C<sub>15</sub>H<sub>12</sub>O<sub>6</sub></p>	<p>5 mg # 1282 S</p>
		<p>P260 - P262</p>
<p><b>(-)-3,3',4',5,7-Pentahydroxyflavan</b>  <i>see (-)-Epicatechin (0977 S)</i></p>		
<p><b>(+)-3,3',4',5,7-Pentahydroxyflavan</b>  <i>see (+)-Catechin (0976 S)</i></p>		
<p><b>(+)-3,3',4',5,7-Pentahydroxyflavanone</b>  <i>see (+)-Taxifolin (1359 S)</i></p>		
<p><b>3,3',4',5',7-Pentahydroxyflavanone</b>  <i>see Dihydrorobinetin (1037)</i></p>		
<p><b>2',3,4',5,7-Pentahydroxyflavone</b>  <i>see Morin (1344 S)</i></p>		
<p><b>3,3',4',5,7-Pentahydroxyflavone dihydrate</b>  <i>see Quercetin dihydrate (9011) (1135 S)</i></p>		
<p><b>3,3',4',5',7-Pentahydroxyflavone</b>  <i>see Robinetin (1138 S)</i></p>		
<p><b>3,4',5,7,8-Pentahydroxyflavone</b>  <i>see Herbacetin (1343)</i></p>		
<p><b>3',4',5,5',7-Pentahydroxyflavone</b>  <i>see Tricetin (1335 S)</i></p>		
<p><b>3,3',4',5,7-Pentahydroxyflavylium chloride</b>  <i>see Cyanidin chloride (0909 S)</i></p>		
<p><b>3,3',4',5',7-Pentahydroxyflavylium chloride</b>  <i>see Robinetinidin chloride (0927 S)</i></p>		

3',4',5,5',7-Pentahydroxyflavylium chloride  
*see Tricetinidin chloride (0934)*

2',3,3',4,4'-Pentahydroxy-4'-glucosylchalcone  
*see Marein (0059 S)*

3,4',5,5',7-Pentahydroxy-3'-methoxyflavone  
*see Laricitrin (1340 S)*

3,3',4',5,7-Pentahydroxy-5'-methoxyflavylium chloride  
*see Petunidin chloride (0942)*

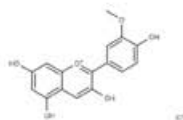
3,3',4',5,7-Pentamethoxyflavone  
*see Quercetin-3,5,7,3',4'-pentamethylether (1285)*

3',4',5',5,7-Pentamethoxyflavone  
*see Tricetin-3',4',5',5,7-pentamethylether (1306)*

3',4',5,6,7-Pentamethoxyflavone  
*see Sinensetin (1326 S) (9016)*

4',5,6,7,8-Pentamethoxyflavone  
*see Tangeretin (1033)*

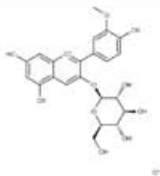
**Peonidin chloride** 5 mg # 0906 S



Assay (HPLC) ≥97% [ with HPLC chromatogram]  
 = 3,4',5,7-Tetrahydroxy-3'-methoxyflavylium chloride  
 ANTHOCYANID / Peonidin  
 MW : 336.73  
 [134-01-0]  
 C<sub>15</sub>H<sub>13</sub>O<sub>6</sub>Cl

Store in the desiccator and away from light.  
 P260 - P262

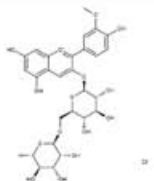
**Peonidin-3-O-glucoside chloride** 5 mg # 0929



Assay (HPLC) ≥95% [ with HPLC chromatogram]  
 ANTHOCYANID / Peonidin  
 MW : 498.85  
 [6906-39-4]  
 C<sub>22</sub>H<sub>23</sub>O<sub>11</sub>Cl

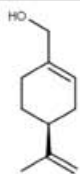
Store away from light and moisture.  
 Store at <15 °C  
 P260 - P262

**Peonidin-3-O-rutinoside chloride** 5 mg # 0945



Assay (HPLC) ≥95% [ with HPLC chromatogram]  
 ANTHOCYANID / Peonidin  
 MW : 645.01  
 [27539-32-8]  
 C<sub>28</sub>H<sub>33</sub>O<sub>15</sub>Cl

Store away from light and moisture.  
 Store at <15 °C  
 P260 - P262



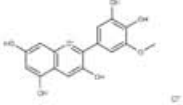
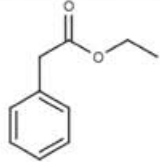
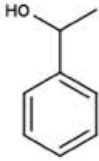

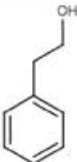



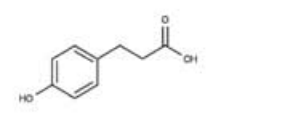

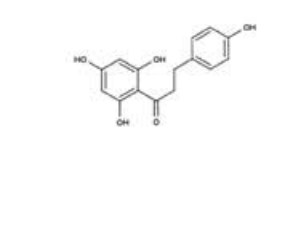

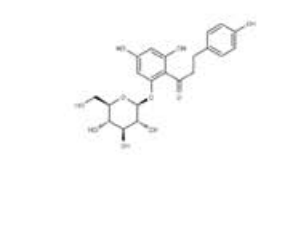




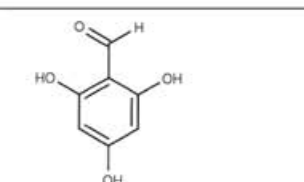

**(-)-Perillylalcohol**  
 MONOTERPENE  
 MW : 152.24  
 [18457-55-1]  
 C<sub>10</sub>H<sub>16</sub>O

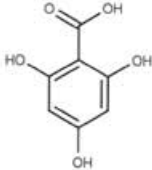

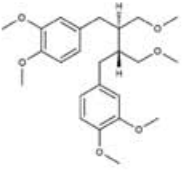

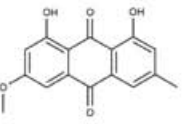

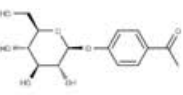
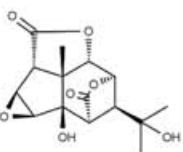
100 mg # 5271

Store at +2/8 °C  
 P260 - P280 - P305+P351+P338 - P337+P313  
 H315 - H319 - H335

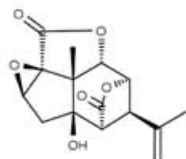


	<p><b>Petroselinic acid</b>            = cis-6-Octadecenoic acid            LIPID / Fatty acid deriv.            MW : 282.47            [593-39-5]            C<sub>18</sub>H<sub>34</sub>O<sub>2</sub></p>	<p>100 mg # 3189</p>
	<p>Store at +2/8 °C            P260 - P280 - P305+P351+P338 - P337+P313            H315 - H319 - H335</p>	
	<p><b>Petunidin chloride</b>            Assay (HPLC) ≥95% ( with HPLC chromatogram)            = Myrtillinid chloride ; 3,3',4',5,7-Pentahydroxy-5'-methoxyflavylium chloride            ANTHOCYANID / Petunidin            MW : 352.79            [1429-30-7]            C<sub>16</sub>H<sub>13</sub>O<sub>7</sub>Cl</p>	<p>1 mg # 0942</p>
	<p>Store in the desiccator and away from light.            P260 - P262</p>	
	<p><b>Phenylacetic acid ethylester</b>            Assay (GC) ≥99% (with GC chromatogram)            = Ethylphenylacetate            ORGANICS / Phenylacetic acid deriv.            MW : 164.21            [101-97-3]            C<sub>10</sub>H<sub>12</sub>O<sub>2</sub></p>	<p>100 mg # 2112 S</p>
	<p>Store at +2/8 °C            P260 - P262</p>	
	<p><b>1-Phenylethanol</b>            Assay (GC) ≥98.5% (with GC chromatogram)            = Methylphenylcarbinol            ORGANICS            MW : 122.17            [98-85-1]            C<sub>8</sub>H<sub>10</sub>O</p>	<p>1 g # 6218 S</p>
	<p>Store at +2/8 °C            P260 - P280 - P262 - P305+P351+P338 - P315            H302 - H315 - H318 - H335</p>	
	<p><b>2-Phenylethanol</b>            Assay (GC) ≥96% (with GC chromatogram)            = Benzylcarbinol            ORGANICS / Phenylacetic acid deriv.            MW : 122.17            [60-12-8]            C<sub>8</sub>H<sub>10</sub>O</p>	<p>1 g # 6140 S</p>
	<p>Store at +2/8 °C            P260 - P262 - P280 - P305+P351+P338 -            P309+P311            H311 - H302 - H319</p>	
	<p><b>Phenylmethanol</b>  <i>see Benzylalcohol (6177 S)</i></p>	
	<p><b>trans-3-Phenyl-2-propenal</b>  <i>see trans-Cinnamaldehyde (6023)</i></p>	
	<p><b>trans-3-Phenyl-2-propene-1-ol</b>  <i>see trans-Cinnamyl alcohol (6025)</i></p>	
	<p><b>trans-3-Phenyl-2-propenoic acid</b>  <i>see trans-Cinnamic acid (6024)</i></p>	
	<p><b>3-Phenylpropionic acid</b>  <i>see Hydrocinnamic acid (6474)</i></p>	

	<p><b>Phloretic acid</b>            = Dihydro-4-coumaric acid            ORGANICS / Benzoic acid deriv.            MW : 166.18            [501-97-3]  <math>C_9H_{10}O_3</math></p>	<p>1 g # 6104            P260 - P280 - P305+P351+P338 - P337+P313            H315 - H319 - H335  </p>
	<p><b>Phloretin</b>            Assay (HPLC) ≥99% [ with HPLC chromatogram]            = 2',4,4',6'-Tetrahydroxydihydrochalcone            POLYPHENOL / Dihydrochalcone            MW : 274.27            [60-82-2]  <math>C_{15}H_{14}O_5</math></p> 	<p>100 mg # 1360 S            P260 - P262</p>
<p><b>Phloretin-2'-O-glucoside</b>  <i>see Phloridzin (1361 S)</i></p>		
<p><b>Phloretin-4'-O-glucoside</b>  <i>see Trilobatin (1314 S)</i></p>		
<p><b>Phloretin-3-hydroxy-4'-O-glucoside</b>  <i>see Sieboldin (1358 S)</i></p>		
	<p><b>Phloridzin</b>            Assay (HPLC) ≥99% [ with HPLC chromatogram]            = Phloretin-2'-O-glucoside            POLYPHENOL / Dihydrochalcone            MW : 436.42            [60-81-1]  <math>C_{21}H_{24}O_{10}</math></p> 	<p>100 mg # 1361 S            P280 - P305+P351+P338 - P260 - P337+P313            H315 - H319 - H335  </p>
	<p><b>Phloroglucinol dihydrate</b>            Assay (HPLC) ≥95% [ with HPLC chromatogram]            ORGANICS / Phenol            MW : 162.15            [6099-90-7]  <math>C_6H_6O_3 \cdot 2H_2O</math></p>	<p>1 g # 6141            P280 - P305+P351+P338 - P337+P313 - P260            H315 - H319 - H335  </p>
	<p><b>Phloroglucinol carboxaldehyde</b>            = 2,4,6-Trihydroxybenzaldehyde            ORGANICS / Benzoic acid deriv.            MW : 154.13            [487-70-7]  <math>C_7H_6O_4</math></p>	<p>1 g # 6142            P260 - P280 - P305+P351+P338 - P337+P313            H315 - H319 - H335  </p>

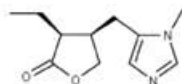
	<p><b>Phloroglucinol carboxylic acid</b>            Assay (HPLC) ≥90% [ with HPLC chromatogram ]            = 2,4,6-Trihydroxybenzoic acid            ORGANICS / Benzoic acid deriv.            MW : 170.13            [83-30-7]            C<sub>7</sub>H<sub>6</sub>O<sub>5</sub></p>	<p>1 g # 6145            P260 - P280 - P305+P351+P338 - P337+P313            H315 - H319 - H335  </p>
	<p><b>Phyllantin</b>            Assay (HPLC) ≥90% [ with HPLC chromatogram ]            LIGNAN            MW : 418.53            [10351-88-9]            C<sub>24</sub>H<sub>34</sub>O<sub>6</sub></p>	<p>5 mg # 8678            P260 - P262</p>
	<p><b>Physalien</b>            Assay (UV) ≥95%            CAROTENOID            MW : 1045.72            [144-67-2]            C<sub>72</sub>H<sub>116</sub>O<sub>4</sub></p>	<p>5 mg # 0309 S            Store away from light.            HIGHLY UNSTABLE            Store at &lt;15 °C            P260 - P262</p>
	<p><b>Physcion</b>            Assay (HPLC) ≥99% [ with HPLC chromatogram ]            = 1,8-Dihydroxy-3-methoxy-6-methylantraquinone            QUINONE / Anthraquinone            MW : 284.28            [521-61-9]            C<sub>16</sub>H<sub>12</sub>O<sub>5</sub></p>	<p>10 mg # 0454 S            P280 - P305+P351+P338 - P337+P313 - P260            H315 - H319 - H335  </p>
<p><b>Piceid</b>  <i>see Polydatin [4974 S]</i></p>		
	<p><b>Picein</b>            Assay (HPLC) ≥90% [ with HPLC chromatogram ]            = Piceoside ; Salinigrin            GLUCOSIDE            MW : 298.29            [530-14-3]            C<sub>14</sub>H<sub>18</sub>O<sub>7</sub></p>	<p>1 g # 6147            P260 - P262</p>
<p><b>Piceoside</b>  <i>see Picein [6147]</i></p>		
	<p><b>Picrotin</b>            SESQUITERPENE            MW : 310.31            [21416-53-5]            C<sub>15</sub>H<sub>18</sub>O<sub>7</sub></p>	<p>10 mg # 6661            P260 - P262</p>





**Picrotoxinin**  
 SESQUITERPENE  
 MW : 292.3  
 [17617-45-7]  
 C<sub>15</sub>H<sub>16</sub>O<sub>6</sub>

10 mg # 7361  
 P260 - P262 - P280 - P284 - P309+P311  
 H310 - H300 - H330



**Pilocarpine**  
 Assay (HPLC) ≥90% [ with HPLC chromatogram]  
 ALKALOID / Imidazole  
 MW : 208.26  
 [92-13-7]  
 C<sub>11</sub>H<sub>16</sub>N<sub>2</sub>O<sub>2</sub>

100 mg # 1835  
 P260 - P280 - P284 - P309+P311  
 H300 - H330



**[1S,2S]-10-Pinanol**  
*see (-)-trans-Myrntanol (5134 S)*



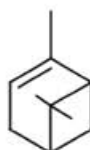
**(+)-alpha-Pinene**  
 Assay (GC) ≥98% [sum of enantiomers] [with GC chromatogram]  
 MONOTERPENE  
 MW : 136.24  
 [7785-70-8]  
 C<sub>10</sub>H<sub>16</sub>

100 mg # 5382 S  
 Store at +2/8 °C  
 P260 - P280 - P305+P351+P338 - P337+P313 -  
 P210  
 H315 - H319 - H335 - H226



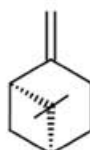
**(-)-alpha-Pinene**  
 Assay (GC) ≥99% [sum of enantiomers] [with GC chromatogram]  
 MONOTERPENE  
 MW : 136.24  
 [7785-26-4]  
 C<sub>10</sub>H<sub>16</sub>

100 mg # 5058 S  
 Store at +2/8 °C  
 P260 - P280 - P305+P351+P338 - P337+P313 -  
 P210 - P262 - P273  
 H315 - H319 - H335 - H226 - H317 - H410



**(+/-)-alpha-Pinene**  
 Assay (GC) ≥98% [with GC chromatogram]  
 MONOTERPENE  
 MW : 136.24  
 [80-56-8]  
 C<sub>10</sub>H<sub>16</sub>


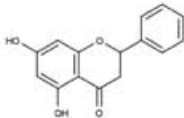
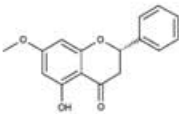
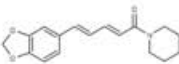
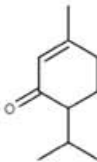
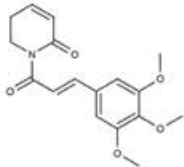
1 g # 5383 S  
 Store at +2/8 °C  
 P260 - P280 - P284 - P305+P351+P338 -  
 P337+P313 - P210 - P262 - P273  
 H315 - H319 - H335 - H226 - H317 - H400 -  
 H410 - H304

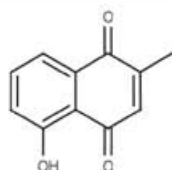


**(-)-beta-Pinene**  
 Assay (GC) ≥96% [sum of isomers] [with GC chromatogram]  
 MONOTERPENE  
 MW : 136.24  
 [18172-67-3]  
 C<sub>10</sub>H<sub>16</sub>

100 mg # 5441 S  
 Store at +2/8 °C  
 P305+P351+P338 - P280 - P273 - P284 -  
 P309+P311  
 H317 - H226 - H411 - H304 - H302 - H332 -  
 H312 - H315 - H319 - H335



	<p><b>alpha-Pineneoxide</b>            Assay (GC) ≥95% [with GC chromatogram]            MONOTERPENE            MW : 152.24            [1686-14-2]            C<sub>10</sub>H<sub>16</sub>O</p>	<p>100 mg # 5490</p>
	<p><b>Pinocembrin</b>            Assay (HPLC) ≥95% [with HPLC chromatogram]            = 5,7-Dihydroxyflavanone            FLAVONOID / Flavanone            MW : 256.27            [68745-38-0]            C<sub>15</sub>H<sub>12</sub>O<sub>4</sub></p>	<p>10 mg # 1162</p>
<p><b>Pinocembrin dimethylether</b>  <i>see 5,7-Dimethoxyflavanone (1296)</i></p>		
	<p><b>Pinocembrin-7-methylether</b>            Assay (HPLC) ≥90% [with HPLC chromatogram]            = Pinostrobin ; 5-Hydroxy-7-methoxyflavanone            FLAVONOID / Flavanone            MW : 270.29            [480-37-5]            C<sub>16</sub>H<sub>14</sub>O<sub>4</sub></p>	<p>10 mg # 1095</p>
<p>⚠</p>		
<p><b>Pinostrobin</b>  <i>see Pinocembrin-7-methylether (1095)</i></p>		
	<p><b>Piperine</b>            ≥90% [with TLC data]            ALKALOID / Azine            MW : 285.35            [94-62-2]            C<sub>17</sub>H<sub>19</sub>NO<sub>3</sub></p>	<p>1 g # 1520</p>
<p>⚠</p>		
	<p><b>Piperitone</b>            Assay (GC) ≥96% [with GC chromatogram]            MONOTERPENE            MW : 152.24            [89-81-6]            C<sub>10</sub>H<sub>16</sub>O</p>	<p>1 g # 5060 S</p>
	<p><b>Piperlongumine</b>            Assay (HPLC) ≥90% [with HPLC chromatogram]            = Piplartine            ALKALOID / Azine            MW : 317.35            [20069-09-4]            C<sub>17</sub>H<sub>19</sub>NO<sub>5</sub></p>	<p>10 mg # 1868</p>
<p><b>Piplartine</b>  <i>see Piperlongumine (1868)</i></p>		


**Plumbagin**

Assay (HPLC) ≥90% [ with HPLC chromatogram]  
 = 5-Hydroxy-2-methyl-1,4-naphthoquinone  
 QUINONE / Napthoquinone  
 MW : 188.18  
 [481-42-5]  
 C<sub>11</sub>H<sub>8</sub>O<sub>3</sub>

5 mg # 0444

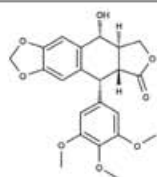
P260 - P280 - P309+P311 - P302+P352 -  
 P305+P351+P338  
 H301 - H314


**Podophyllin**

ex. Podophyllum peltatum  
 LIGNAN  
 [9000-55-9]

100 mg # 8622

P260 - P280 - P284 - P309+P311 - P262  
 H300 - H330 - H310


**(-)-Podophyllotoxin**

Assay (HPLC) ≥99% [ with HPLC chromatogram]  
 LIGNAN  
 MW : 414.42  
 [518-28-5]  
 C<sub>22</sub>H<sub>22</sub>O<sub>8</sub>

20 mg # 8646 S

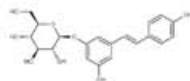
P260 - P262 - P280 - P284 - P305+P351+P338 -  
 P309+P311  
 H300 - H310 - H330 - H315 - H319 - H335


**Polydatin**

Assay (HPLC) ≥99% [ with HPLC chromatogram]  
 = Resveratrol-3-O-beta-D-glucopyranoside ; Piceid  
 POLYPHENOL / Stilbene  
 MW : 390.39  
 [65914-17-2]  
 C<sub>20</sub>H<sub>22</sub>O<sub>8</sub>

20 mg # 4974 S

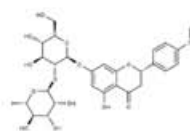
P260 - P262


**Poncirin**

Assay (HPLC) ≥97.5% [ with HPLC chromatogram]  
 = Isosakuranetin-7-O-neohesperidoside  
 FLAVONOID / Flavanone  
 MW : 594.57  
 [14941-08-3]  
 C<sub>28</sub>H<sub>34</sub>O<sub>14</sub>

10 mg # 1133 S

P260 - P262


**Populnin**

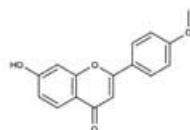
see *Kaempferol-7-O-glucoside* [1338]

**Pratol**

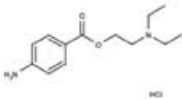

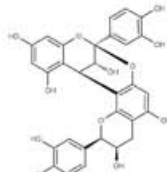
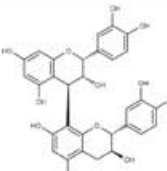
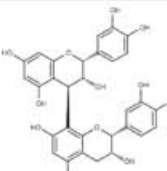
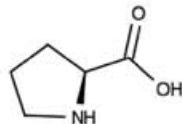
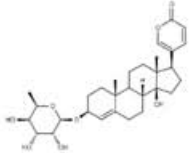

Assay (HPLC) ≥99% [ with HPLC chromatogram]  
 = 7-Hydroxy-4'-methoxyflavone  
 FLAVONOID / Flavone  
 MW : 268.28  
 [487-24-1]  
 C<sub>16</sub>H<sub>12</sub>O<sub>4</sub>

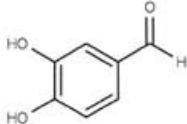

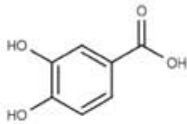

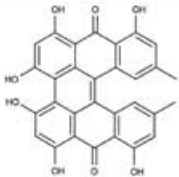

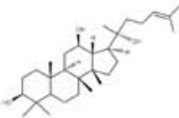
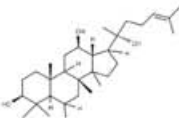
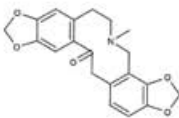

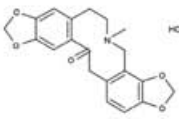

10 mg # 1134 S

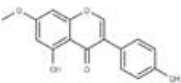
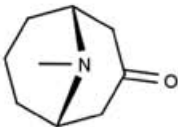

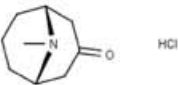

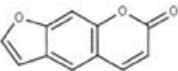

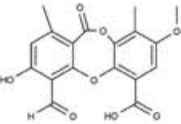
P260 - P262

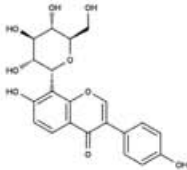
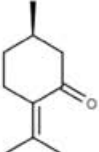
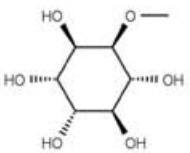
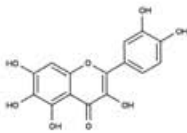
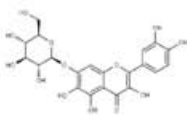
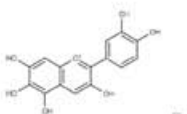

**Primuletin**

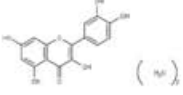

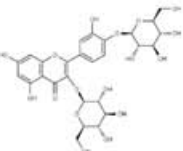
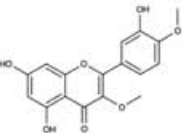
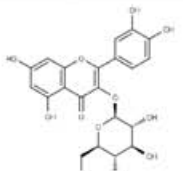
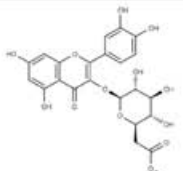
see *5-Hydroxyflavone* [1019]

	<p><b>Primulin chloride</b> <i>see Malvidin-3-O-galactoside chloride (0931 S)</i></p>		
	<p><b>Procaine hydrochloride</b> = Novocaine hydrochloride ORGANICS MW : 272.78 [51-05-8] C<sub>13</sub>H<sub>21</sub>N<sub>2</sub>O<sub>2</sub>Cl</p>	<p>100 mg # 1689</p> <p>P260 - P280 - P309+P311 - P262 H301 - H317</p> <p></p>	
	<p><b>Procyanidin A2</b> Assay (HPLC) ≥99% [ with HPLC chromatogram] = Epicatechin[2-beta-&gt;7;4-beta-&gt;8]-epicatechin CATECHIN &amp; TANNIN / Procyanidine MW : 576.52 [41743-41-3] C<sub>30</sub>H<sub>24</sub>O<sub>12</sub></p>	<p>5 mg # 0985 S</p> <p>Store away from light. Store at +2/8 °C P260 - P262</p>	
	<p><b>Procyanidin B1</b> Assay (HPLC) ≥80% [ with HPLC chromatogram] = Epicatechin[4beta-&gt;8]catechin CATECHIN &amp; TANNIN / Procyanidine MW : 578.53 [20315-25-7] C<sub>30</sub>H<sub>26</sub>O<sub>12</sub></p>	<p>5 mg # 0983</p> <p>Store away from light. Store at +2/8 °C P260 - P262</p>	
	<p><b>Procyanidin B2</b> Assay (HPLC) ≥90% [ with HPLC chromatogram] = Epicatechin[4beta-&gt;8]epicatechin CATECHIN &amp; TANNIN / Procyanidine MW : 578.53 [29106-49-8] C<sub>30</sub>H<sub>26</sub>O<sub>12</sub></p>	<p>5 mg # 0984</p> <p>Store away from light. Store at +2/8 °C P260 - P262</p>	
	<p><b>L-Proline</b> AMINOACID MW : 115.14 [147-85-3] C<sub>5</sub>H<sub>9</sub>NO<sub>2</sub></p>	<p>1 g # 5907</p> <p>P260 - P262</p>	
	<p><b>Propyl-4-hydroxybenzoate</b> <i>see 4-Hydroxybenzoic acid propylester (6290 S)</i></p>		
	<p><b>Propylparaben</b> <i>see 4-Hydroxybenzoic acid propylester (6290 S)</i></p>		
	<p><b>2-Propylpyridine</b> <i>see Conyrine (1534)</i></p>		
	<p><b>Proscillaridin A</b> Assay (HPLC) ≥80% [ with HPLC chromatogram] = Scillarenin-3-beta-rhamnoside TRITERPENE / Cardioglycoside MW : 530.67 [466-06-8] C<sub>30</sub>H<sub>42</sub>O<sub>8</sub></p>	<p>5 mg # 0852</p> <p>P260 - P280 - P309+P311 H301</p> <p></p>	

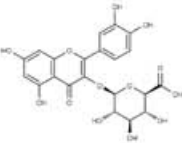
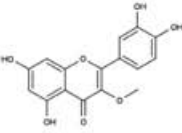
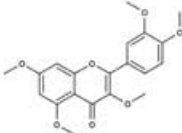
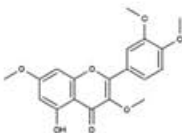
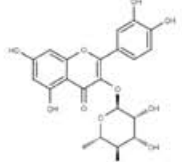

	<p><b>Protocatechualdehyde</b> = 3,4-Dihydroxybenzaldehyde ORGANICS / Cinnamic acid deriv. MW : 138.13 [139-85-5] C<sub>7</sub>H<sub>6</sub>O<sub>3</sub></p>	<p>1 g # 6045</p>	<p>P260 - P280 - P305+P351+P338 - P337+P313 H315 - H319 - H335</p>	
	<p><b>Protocatechuic acid</b> Assay (HPLC) ≥90% [ with HPLC chromatogram] = 3,4-Dihydroxybenzoic acid ORGANICS / Cinnamic acid deriv. MW : 154.13 [99-50-3] C<sub>7</sub>H<sub>6</sub>O<sub>4</sub></p>	<p>1 g # 6050</p>	<p>P260 - P280 - P305+P351+P338 - P337+P313 H315 - H319 - H335</p>	
	<p><b>Protohypericin</b> Assay (HPLC) ≥90% [ with HPLC chromatogram] QUINONE / Anthraquinone MW : 506.47 [548-03-8] C<sub>30</sub>H<sub>18</sub>O<sub>8</sub></p>	<p>10 mg # 0493</p>	<p>Store in the desiccator and away from light. P260 - P280 H302</p>	
	<p><b>Protopanaxadiol</b> Assay (HPLC) ≥95% [ with HPLC chromatogram] TRITERPENE / Ginsenoside MW : 460.74 [7755-01-3] C<sub>30</sub>H<sub>52</sub>O<sub>3</sub></p>	<p>5 mg # 2308</p>	<p>P260 - P262</p>	
	<p><b>Protopanaxatriol</b> Assay (HPLC) ≥98% [ with HPLC chromatogram] TRITERPENE / Ginsenoside MW : 476.74 [1453-93-6] C<sub>30</sub>H<sub>52</sub>O<sub>4</sub></p>	<p>5 mg # 2307</p>	<p>P260 - P262</p>	
	<p><b>Protopine</b> Assay (HPLC) ≥95% [ with HPLC chromatogram] = Fumarine ALKALOID / Quinolizidine MW : 353.48 [130-86-9] C<sub>20</sub>H<sub>19</sub>NO<sub>5</sub></p>	<p>10 mg # 1586</p>	<p>P260 - P280 - P309+P311 H301</p>	
	<p><b>Protopine hydrochloride</b> Assay (HPLC) ≥95% [ with HPLC chromatogram] = Fumarine hydrochloride ALKALOID / Quinolizidine MW : 389.83 [6164-47-2] C<sub>20</sub>H<sub>19</sub>NO<sub>5</sub>.HCl</p>	<p>10 mg # 1880</p>	<p>P260 - P280 - P309+P311 H301</p>	

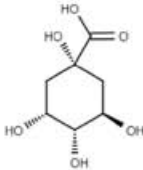
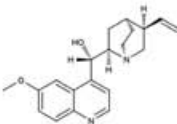
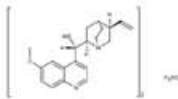
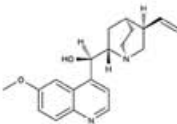
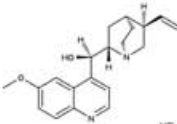
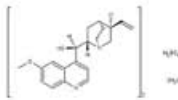
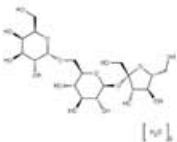
	<p><b>Prunetin</b>            Assay (HPLC) ≥95% [ with HPLC chromatogram]            = 4',5-Dihydroxy-7-methoxyisoflavone            FLAVONOID / Isoflavone            MW : 284.28            [552-59-0]            C<sub>16</sub>H<sub>12</sub>O<sub>5</sub></p>	<p>10 mg # 1051</p>	<p>P260 - P262</p>
<p><b>Prunin</b>  <i>see Naringenin-7-O-glucoside (1160 S)</i></p>			
<p><b>Pseudocapsaicin</b>  <i>see Nonivamide (1584)</i></p>			
<p><b>Pseudocheleerythrine chloride</b>  <i>see Sanguinarine chloride (1845)</i></p>			
<p><b>Pseudocheleerythrine nitrate</b>  <i>see Sanguinarine nitrate (1827)</i></p>			
	<p><b>Pseudopelletierine</b>            Assay (GC) ≥90% [with GC chromatogram]            ALKALOID / Tropane            MW : 153.23            [552-70-5]            C<sub>9</sub>H<sub>15</sub>NO</p>	<p>100 mg # 1825</p>	<p>P260 - P280 - P305+P351+P338 - P337+P313            H315 - H319 - H335</p>
			
	<p><b>Pseudopelletierine hydrochloride</b>            = Pseudopunicine hydrochloride ; 9-Methyl-3-granatanone hydrochloride            ALKALOID / Tropane            MW : 189.73            [6164-62-1]            C<sub>9</sub>H<sub>15</sub>NO,HCl</p>	<p>100 mg # 1826</p>	<p>P260 - P280 - P305+P351+P338 - P337+P313            H315 - H319 - H335</p>
			
<p><b>Pseudopunicine hydrochloride</b>  <i>see Pseudopelletierine hydrochloride (1826)</i></p>			
	<p><b>Psoralen</b>            Assay (HPLC) ≥ 99% [ with HPLC chromatogram]            = Ficusin            COUMARIN / Furocoumarin            MW : 186.17            [66-97-7]            C<sub>11</sub>H<sub>6</sub>O<sub>3</sub></p>	<p>10 mg # 0553 S</p>	<p>Store away from light.            Store at +2/8 °C            P280 - P305+P351+P338 - P337+P313 - P260            H315 - H319 - H335</p>
			
	<p><b>Psoromic acid</b>            Assay (HPLC) ≥80% [ with HPLC chromatogram]            POLYPHENOL            MW : 358.31            [7299-11-8]            C<sub>18</sub>H<sub>14</sub>O<sub>8</sub></p>	<p>10 mg # 4978</p>	<p>P260 - P262</p>

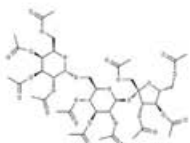
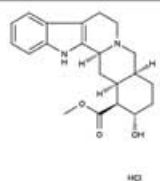

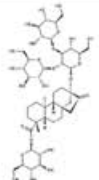
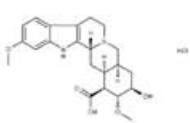

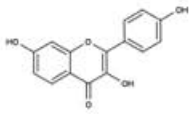
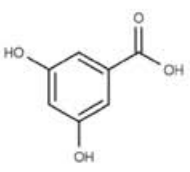

	<p><b>Puerarin</b>            Assay (HPLC) ≥99% [ with HPLC chromatogram]            = Daidzein-8-C-glucoside ; 4',7-Dihydroxy-8-C-glucosylisoflavone            FLAVONOID / Isoflavone P260 - P262            MW : 416.38            [3681-99-0]            C<sub>21</sub>H<sub>20</sub>O<sub>9</sub></p>	<p>10 mg # 1233 S</p>
	<p><b>R-(+)-Pulegone</b>            Assay (GC) ≥98% [sum of enantiomers] [with GC chromatogram]            MONOTERPENE Store at +2/8 °C            MW : 152.24 P260 - P280            [89-82-7] H302            C<sub>10</sub>H<sub>16</sub>O</p>	<p>100 mg # 5061 S</p>
<p><b>Pyracanthoside</b>  <i>see Eriodictyol-7-O-glucoside [1112 S]</i></p>		
<p><b>Pyrocatechol</b>  <i>see Catechol [0970]</i></p>		
	<p><b>(-)-Quebrachitol</b>            OLIGOSACCHARIDE P260 - P262            MW : 194.19            [642-38-6]            C<sub>7</sub>H<sub>14</sub>O<sub>6</sub></p>	<p>100 mg # 4468</p>
	<p><b>Quercetagetin</b>            Assay (HPLC) ≥95% [ with HPLC chromatogram]            = 3,3',4',5,6,7-Hexahydroxyflavone            FLAVONOID / Flavonol P260 - P262            MW : 318.25            [90-18-6]            C<sub>15</sub>H<sub>10</sub>O<sub>8</sub></p>	<p>5 mg # 1030</p>
	<p><b>Quercetagetin-7-O-glucoside</b>            Assay (HPLC) ≥99% [ with HPLC chromatogram]            FLAVONOID / Flavonol P260 - P262            MW : 480.38            [548-75-4]            C<sub>21</sub>H<sub>20</sub>O<sub>13</sub></p>	<p>5 mg # 1341 S</p>
	<p><b>Quercetagetinidin chloride</b>            Assay (HPLC) ≥98% [ with HPLC chromatogram]            = 3,3',4',5,6,7-Hexahydroxyflavylium chloride ; 6-Hydroxycyanidin chloride            ANTHOCYANID Store in the desiccator and away from light.            MW : 338.5 P260 - P262            [42529-06-6]            C<sub>15</sub>H<sub>11</sub>O<sub>7</sub>Cl</p>	<p>1 mg # 0950 S</p>

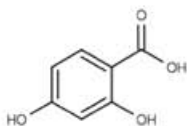
	<p><b>Quercetin derivatives kit</b></p> <p>Hyperoside, Quercetin dihydrate, Quercetin-3-O-glucopyranoside (20 mg each); Rutin (25 mg) Assay (HPLC) [ with HPLC chromatogram] FLAVONOID / Flavonol</p>	<p>1 kit # 1332 S</p> <p>P260 - P262</p>
	<p><b>Quercetin dihydrate</b></p> <p>Assay (HPLC) ≥99% [ with HPLC chromatogram] = 3,3',4',5,7-Pentahydroxyflavone dihydrate FLAVONOID / Flavonol MW : 338.27 [6151-25-3] C<sub>15</sub>H<sub>10</sub>O<sub>7</sub>·2H<sub>2</sub>O</p>	<p>20 mg # 1135 S</p> <p>P260 - P280 - P309+P311 H301</p> 
	<p><b>Quercetin-3-O-arabinoglucoside</b> <i>see Peltatoside (1142 S)</i></p>	
	<p><b>Quercetin-3,4'-di-O-glucoside</b></p> <p>Assay (HPLC) ≥98.5% [ with HPLC chromatogram] FLAVONOID / Flavonol MW : 626.53 [29125-80-2] C<sub>27</sub>H<sub>30</sub>O<sub>17</sub></p>	<p>5 mg # 1347 S</p> <p>Store in the desiccator P260 - P262</p>
	<p><b>Quercetin-3,4'-dimethylether</b></p> <p>Assay (HPLC) ≥90% [ with HPLC chromatogram] = 3',5',7-Trihydroxy-3,4'-dimethoxyflavone FLAVONOID / Flavonol MW : 330.3 [33429-83-3] C<sub>17</sub>H<sub>14</sub>O<sub>7</sub></p>	<p>10 mg # 1023</p> <p>P260 - P262</p>
	<p><b>Quercetin-3',7-dimethylether</b> <i>see Rhamnazin (1305 S)</i></p>	
	<p><b>Quercetin-3-O-galactoside</b> <i>see Hyperoside (1027 S) (9002)</i></p>	
	<p><b>Quercetin-3-O-glucopyranoside</b></p> <p>Assay (HPLC) ≥99% [ with HPLC chromatogram] = Isoquercitrin FLAVONOID / Flavonol MW : 464.38 [482-35-9] C<sub>21</sub>H<sub>20</sub>O<sub>12</sub></p>	<p>10 mg # 1327 S</p> <p>P260 - P262</p>
	<p><b>Quercetin-3-O-glucose-6''-acetate</b></p> <p>Assay (HPLC) ≥85% [ with HPLC chromatogram] FLAVONOID / Flavonol MW : 506.42 [54542-51-7] C<sub>23</sub>H<sub>22</sub>O<sub>13</sub></p>	<p>10 mg # 1099</p> <p>P260 - P262</p>
	<p><b>Quercetin-4'-O-glucoside</b> <i>see Spiraoside (1201)</i></p>	



	<p><b>Quercetin-3-O-glucuronide</b>            Assay (HPLC) ≥95% [ with HPLC chromatogram]            = Miquelianin            FLAVONOID / Flavonol            MW : 478.37            [22688-79-5]            C<sub>21</sub>H<sub>18</sub>O<sub>13</sub></p>	<p>5 mg # 1315</p>
	<p><b>Quercetin-3-methylether</b>            Assay (HPLC) ≥90% [ with HPLC chromatogram]            = 3-O-Methylquercetin ; 3',4',5,7-Tetrahydroxy-3-methoxyflavone            FLAVONOID / Flavonol            MW : 316.27            [1486-70-0]            C<sub>16</sub>H<sub>12</sub>O<sub>7</sub></p>	<p>5 mg # 1342</p>
<p><b>Quercetin-4'-methylether</b>  <i>see Tamarixetin (1140 S)</i></p>		
<p><b>Quercetin-7-methylether</b>  <i>see Rhamnetin (1136 S)</i></p>		
	<p><b>Quercetin-3,5,7,3',4'-pentamethylether</b>            Assay (HPLC) ≥95% [ with HPLC chromatogram]            = 3,3',4',5,7-Pentamethoxyflavone            FLAVONOID / Flavonol            MW : 372.38            [1247-97-8]            C<sub>20</sub>H<sub>20</sub>O<sub>7</sub></p>	<p>10 mg # 1285</p>
<p><b>Quercetin-3-O-rhamnoside</b>  <i>see Quercitrin (1236 S)</i></p>		
<p><b>Quercetin-3-O-rutinoside</b>  <i>see Rutin (1139 S) (9012)</i></p>		
	<p><b>Quercetin-3,3',4',7-tetramethylether</b>            Assay (HPLC) ≥90% [ with HPLC chromatogram]            = Retusin            FLAVONOID / Flavonol            MW : 358.35            [1245-15-4]            C<sub>19</sub>H<sub>18</sub>O<sub>7</sub></p>	<p>10 mg # 1074</p>
	<p><b>Quercitrin</b>            Assay (HPLC) ≥98.5% [ with HPLC chromatogram]            = Quercetin-3-O-rhamnoside            FLAVONOID / Flavonol            MW : 448.38            [522-12-3]            C<sub>21</sub>H<sub>20</sub>O<sub>11</sub></p>	<p>10 mg # 1236 S</p>
<p><b>Quillajac bark saponin</b>            TRITERPENE / Saponins            [8047-15-2]</p>		
<p>10 g # 0129            P260 - P280 - P305+P351+P338 - P337+P313            H319 - H335</p>		

	<b>Quinic acid</b> ORGANICS MW : 192.18 [77-95-2] $C_7H_{12}O_6$	P260 - P262	1 g # 0762
	<b>Quinidine</b> Assay (HPLC) $\geq 90\%$ [ with HPLC chromatogram] ALKALOID / Quinoline MW : 324.42 [56-54-2] $C_{20}H_{24}N_2O_2$	P260 - P280 - P309+P311 H301	100 mg # 0611
	<b>Quinidine sulfate</b> ALKALOID / Quinoline MW : 746.93 [50-54-4] $(C_{20}H_{24}N_2O_2)_2 \cdot H_2SO_4$	P260 - P280 H302	100 mg # 0687
	<b>Quinine</b> Assay (HPLC) $\geq 90\%$ [ with HPLC chromatogram] ALKALOID / Quinoline MW : 324.42 [130-95-0] $C_{20}H_{24}N_2O_2$	P260 - P280 - P305+P351+P338 - P262 - P284 - P309+P311 H315 - H319 - H335 - H334 - H317	100 mg # 0610
	<b>Quinine hydrochloride</b> ALKALOID / Quinoline MW : 360.88 [130-89-2] $C_{20}H_{25}ClN_2O_2$	P260 - P280 - P262 - P284 - P309+P311 H302 - H334 - H317	100 mg # 0688
	<b>Quinine sulfate salt hydrate</b> Assay (HPLC) $\geq 90\%$ [ with HPLC chromatogram] ALKALOID / Quinoline MW : 782.94 [6119-70-6] $(C_{20}H_{24}N_2O_2)_2 \cdot H_2SO_4 \cdot 2H_2O$	P260 - P262 - P280 - P284 - P309+P311 H302 - H332 - H312 - H334 - H317	100 mg # 0690
<b>Quinizarin</b> <i>see 1,4-Dihydroxyanthraquinone (0429)</i>			
<b>4-Quinolinol</b> <i>see 4-Hydroxyquinoline (1817)</i>			
	<b>D-(+)-Raffinose pentahydrate</b> = Gossypose ; Melitose ; Melitriose OLIGOSACCHARIDE MW : 594.51 [17629-30-0] $C_{18}H_{32}O_{16} \cdot 5H_2O$	P260 - P262	1 g # 4257

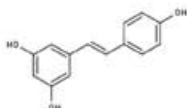
	<b>D-(+)-Raffinose undecaacetate</b> OLIGOSACCHARIDE MW : 966.85 [6424-12-0] $C_{40}H_{54}O_{27}$	P260 - P262	1 g	# 4258
<b>Raspberry ketone</b> <i>see 4-[4-Hydroxyphenyl]-2-butanone (8825)</i>				
<b>Rauhimbine</b> <i>see Corynanthine (0626)</i>				
<b>Rauwolfine</b> <i>see Ajmaline (0623)</i>				
	<b>Rauwolscine hydrochloride</b> = alpha-Yohimbine hydrochloride ALKALOID / Indole MW : 390.89 [6211-32-1] $C_{21}H_{26}N_2O_3 \cdot HCl$	P260 - P280 - P309+P311 H301	100 mg	# 0656
				
	<b>Rebaudioside A</b> Assay [HPLC] ≥98% [ with HPLC chromatogram] DITERPENE MW : 967.03 [58543-16-1] $C_{44}H_{70}O_{23}$	Store at +2/8 °C P260 - P262	10 mg	# 3720 S
<b>Renardine</b> <i>see Senkirkine (1873)</i>				
	<b>Reserpine hydrochloride</b> ALKALOID / Indole MW : 436.91 [1910-70-9] $C_{22}H_{28}N_2O_5 \cdot HCl$	P260 - P280 - P309+P311 H301	10 mg	# 1761
				
	<b>Resokaempferol</b> Assay [HPLC] ≥90% [ with HPLC chromatogram] = 3,4',7-Trihydroxyflavone ; 5-Deoxykaempferol FLAVONOID / Flavonol MW : 270.25 [2034-65-3] $C_{15}H_{10}O_5$	P260 - P262	10 mg	# 1251
	<b>alpha-Resorcylic acid</b> Assay [HPLC] ≥90% [ with HPLC chromatogram] = 3,5-Dihydroxybenzoic acid ORGANICS / Benzoic acid deriv. MW : 154.13 [99-10-5] $C_7H_6O_4$	P260 - P280 - P305+P351+P338 - P337+P313 H315 - H319 - H335	1 g	# 6057
				


**beta-Resorcylic acid**

1 g # 6047

Assay (HPLC) ≥90% [ with HPLC chromatogram ]  
 = 2,4-Dihydroxybenzoic acid  
 ORGANICS / Benzoic acid deriv.  
 MW : 154.13  
 [89-86-1]  
 $C_7H_6O_4$

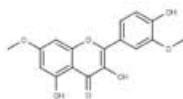
P260 - P280 - P305+P351+P338 - P337+P313  
 H315 - H319 - H335


**Resveratrol**

20 mg # 4963 S

Assay (HPLC) ≥99% [ with HPLC chromatogram ]  
 = 3,4',5-Stilbenetriol ; 3,4',5-Trihydroxystilbene  
 POLYPHENOL / Stilbene  
 MW : 228.25  
 [501-36-0]  
 $C_{14}H_{12}O_3$

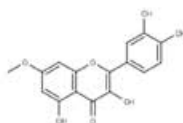
Store away from light.  
 Store at +2/8 °C  
 P260 - P280 - P305+P351+P338 - P337+P313  
 H318 - H335 - H315


**Resveratrol-3-O-beta-D-glucopyranoside**
*see Polydatin (4974 S)*
**Retusin**
*see Quercetin-3,3',4',7-tetramethylether (1074)*
**Rhabarberone**
*see Aloe-emodin (0450 S)*

**Rhamnazin**

5 mg # 1305 S

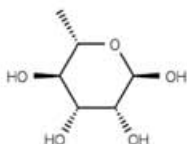
Assay (HPLC) ≥99% [ with HPLC chromatogram ]  
 = 3,4',5-Trihydroxy-3',7-dimethoxyflavone ; Quercetin-3',7-dimethylether  
 FLAVONOID / Flavonol  
 MW : 330.29  
 [552-54-5]  
 $C_{17}H_{14}O_7$

P260 - P262


**Rhamnetin**

10 mg # 1136 S

Assay (HPLC) ≥99% [ with HPLC chromatogram ]  
 = 3,3',4',5-Tetrahydroxy-7-methoxyflavone ; Quercetin-7-methylether  
 FLAVONOID / Flavonol  
 MW : 316.28  
 [90-19-7]  
 $C_{16}H_{12}O_7$


**L-(+)-Rhamnose monohydrate**

1 g # 4259

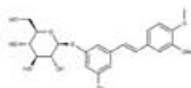
OLIGOSACCHARIDE  
 MW : 164.17  
 [3615-41-6]  
 $C_6H_{12}O_5$

P260 - P262

**2-O-alpha-L-Rhamnosyl-D-glucose**
*see Neohesperidose (4169)*
**6-O-alpha-L-Rhamnosyl-D-glucose**
*see Rutinose (4317)*

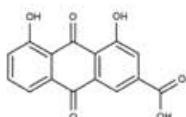
**Rhaponticin**  
*see Rhapontin (4740 S)*

**Rhapontin** 10 mg # 4740 S



Assay (HPLC) ≥99% [ with HPLC chromatogram]  
= Rhaponticin ; 4'-Methoxy-3,3',5-stilbenetriol-3-glucoside  
POLYPHENOL / Stilbene P260 - P262  
MW : 420.42  
[155-58-8]  
C<sub>21</sub>H<sub>24</sub>O<sub>9</sub>

**Rhein** 10 mg # 0455 S

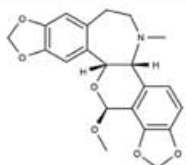


Assay (HPLC) ≥99% [ with HPLC chromatogram]  
= 1,8-Dihydroxyanthraquinone-3-carboxylic acid  
QUINONE / Anthraquinone P280 - P305+P351+P338 - P337+P313 - P260  
MW : 284.23 H315 - H319 - H335  
[478-43-3]  
C<sub>15</sub>H<sub>8</sub>O<sub>6</sub>



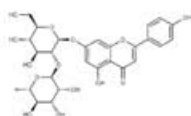
**Rhodiolide**  
*see Salidroside (4943 S)*

**Rhoeadine** 10 mg # 1859



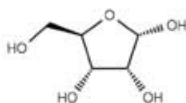
Assay (HPLC) ≥90% [ with HPLC chromatogram]  
ALKALOID P260 - P262  
MW : 383.41  
[2718-25-4]  
C<sub>21</sub>H<sub>21</sub>O<sub>6</sub>N

**Rhoifolin** 25 mg # 1137 S



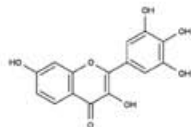
Assay (HPLC) ≥99% [ with HPLC chromatogram]  
= Apigenin-7-O-neohesperidoside  
FLAVONOID / Flavone P260 - P262  
MW : 578.53  
[17306-46-6]  
C<sub>27</sub>H<sub>30</sub>O<sub>14</sub>

**D-Ribose** 1 g # 4264



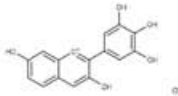
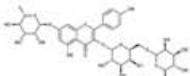
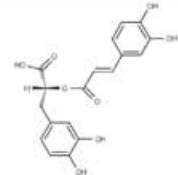
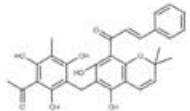
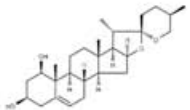

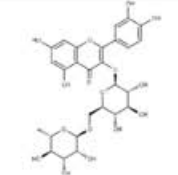

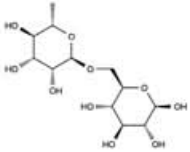
OLIGOSACCHARIDE P260 - P262  
MW : 150.14  
[50-69-1]  
C<sub>5</sub>H<sub>10</sub>O<sub>5</sub>



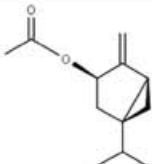
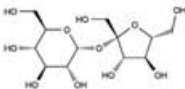
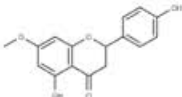
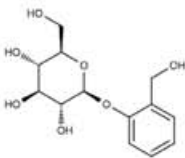

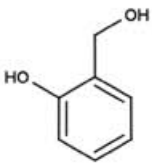

**Robinetin** 10 mg # 1138 S

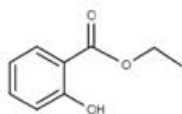


Assay (HPLC) ≥99% [ with HPLC chromatogram]  
= 3,3',4',5',7-Pentahydroxyflavone  
FLAVONOID / Flavonol P260 - P262  
MW : 302.25  
[490-31-3]  
C<sub>15</sub>H<sub>10</sub>O<sub>7</sub>

**Robinetin trimethylether**  
*see 3,7-Dihydroxy-3',4',5'-trimethoxyflavone (1293)*

	<p><b>Robinetidin chloride</b>            Assay (HPLC) ≥95% [ with HPLC chromatogram]            = 3,3',4',5',7-Pentahydroxyflavylium chloride            ANTHOCYANID / Robinetinidin            MW : 322.68            [3020-09-5]            C<sub>15</sub>H<sub>11</sub>O<sub>6</sub>Cl</p>	<p>10 mg # 0927 S</p>
	<p><b>Robinin</b>            Assay (HPLC) ≥90% [ with HPLC chromatogram]            = Kaempferol-3-O-robinoside-7-O-rhamnoside            FLAVONOID / Flavonol            MW : 740.67            [301-19-9]            C<sub>33</sub>H<sub>40</sub>O<sub>19</sub></p>	<p>5 mg # 1032</p>
<p><b>Roquessine</b>  <i>see Conessine (1865)</i></p>		
	<p><b>Rosmarinic acid</b>            Assay (HPLC) ≥99% [ with HPLC chromatogram]            ORGANICS / Cinnamic acid deriv.            MW : 360.33            [20283-92-5]            C<sub>18</sub>H<sub>16</sub>O<sub>8</sub></p>	<p>10 mg # 4957 S</p>
	<p><b>Rottlerin</b>            = Mallotoxin            POLYPHENOL            MW : 516.55            [82-08-6]            C<sub>30</sub>H<sub>28</sub>O<sub>8</sub></p>	<p>10 mg # 7309</p>
	<p><b>Ruscogenin</b>            Assay (HPLC) ≥95% [ with HPLC chromatogram]            STEROID            MW : 430.63            [472-11-7]            C<sub>27</sub>H<sub>42</sub>O<sub>4</sub></p>	<p>10 mg # 3581</p>
<p></p>		
	<p><b>Rutin</b>            Assay (HPLC) ≥99% [ with HPLC chromatogram]            = Quercetin-3-O-rutinoside            FLAVONOID / Flavonol            MW : 610.53            [153-18-4]            C<sub>27</sub>H<sub>30</sub>O<sub>16</sub></p>	<p>50 mg # 1139 S</p>
<p>Store in the desiccator            P280 - P305+P351+P338 - P337+P313 - P260            H315 - H319 - H335</p>		
<p></p>		
	<p><b>Rutinose</b>            ≥90% [with TLC data]            = 6-O-alpha-L-Rhamnosyl-D-glucose            OLIGOSACCHARIDE            MW : 326.3            [90-74-4]            C<sub>12</sub>H<sub>22</sub>O<sub>10</sub></p>	<p>100 mg # 4317</p>
<p>Store away from moisture.            Store at &lt;-15 °C            P260 - P262</p>		

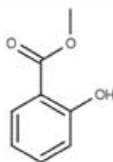
	<p><b>Sabinene</b>            Assay [GC] ≥98.5% [with GC chromatogram]            MONOTERPENE            MW : 136.24            [3387-41-5]            C<sub>10</sub>H<sub>16</sub></p>	<p>100 mg # 5062 S</p>
	<p>Store at +2/8 °C            P210 - P260 - P262            H226</p>	
	<p><b>Sabinyl acetate</b>            Assay [GC] ≥90% [with GC chromatogram]            MONOTERPENE            MW : 194.27            [3536-54-7]            C<sub>12</sub>H<sub>18</sub>O<sub>2</sub></p>	<p>100 mg # 5011</p>
	<p>Store at +2/8 °C            P260 - P262</p>	
	<p><b>D-(+)-Saccharose</b>            = D-(+)-Sucrose            OLIGOSACCHARIDE            MW : 342.3            [57-50-1]            C<sub>12</sub>H<sub>22</sub>O<sub>11</sub></p>	<p>1 g # 4454</p>
	<p>P260 - P262</p>	
	<p><b>Sakuranetin</b>            Assay [HPLC] ≥99% [ with HPLC chromatogram]            = 4',5-Dihydroxy-7-methoxyflavanone ; Naringenin-7-methylether            FLAVONOID / Flavanone            MW : 286.29            [520-29-6]            C<sub>16</sub>H<sub>14</sub>O<sub>5</sub></p>	<p>10 mg # 1247 S</p>
	<p>Store in the desiccator            P260 - P262</p>	
	<p><b>D-(-)-Salicin</b>            Assay [HPLC] ≥99% [ with HPLC chromatogram]            = Salicyl alcohol glucoside ; Saligenin glucoside            GLUCOSIDE            MW : 286.28            [138-52-3]            C<sub>13</sub>H<sub>18</sub>O<sub>7</sub></p>	<p>20 mg # 4838 S</p>
	<p>P262 - P260 - P280            H317</p>	
	<p><b>Salicyl alcohol</b>            Assay [GC] ≥90% [with GC chromatogram]            = 2-Hydroxybenzylalcohol ; Saligenin            ORGANICS / Benzoic acid deriv.            MW : 124.14            [90-01-7]            C<sub>7</sub>H<sub>8</sub>O<sub>2</sub></p>	<p>1 g # 6159</p>
	<p>P260 - P280 - P305+P351+P338 - P337+P313            H315 - H319 - H335</p>	
	<p><b>Salicyl alcohol glucoside</b>  <i>see D-(-)-Salicin (4838 S)</i></p>	
	<p><b>Salicylaldehyde-O-beta-D-glucoside</b>  <i>see Helicin (6194)</i></p>	



**Salicylic acid ethylester**  
 Assay (GC) ≥99% (with GC chromatogram)  
 = Ethylsalicylate  
 ORGANICS / Benzoic acid deriv.  
 MW : 166.18  
 [118-61-6]  
 C<sub>9</sub>H<sub>10</sub>O<sub>3</sub>

1 g # 6016 S

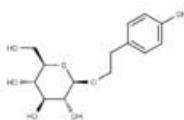
Store at +2/8 °C  
 P260 - P280 - P305+P351+P338 - P337+P313  
 H302 - H315 - H319



**Salicylic acid methylester**  
 Assay (GC) ≥95% (with GC chromatogram)  
 = Methylsalicylate  
 ORGANICS / Benzoic acid deriv.  
 MW : 152.15  
 [119-36-8]  
 C<sub>8</sub>H<sub>8</sub>O<sub>3</sub>

1 g # 4738 S

Store at +2/8 °C  
 P260 - P280 - P305+P351+P338 - P337+P313  
 H302 - H315 - H319 - H335



**Salidroside**  
 Assay (HPLC) ≥98% [ with HPLC chromatogram]  
 = Rhodiolside  
 GLUCOSIDE  
 MW : 300.31  
 [10338-51-9]  
 C<sub>14</sub>H<sub>20</sub>O<sub>7</sub>

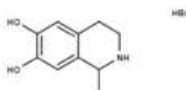
10 mg # 4943 S

Store at +2/8 °C  
 P260 - P262

**Saligenin**  
*see Salicyl alcohol (6159)*

**Saligenin glucoside**  
*see D(-)-Salicin (4838 S)*

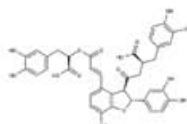
**Salinigrin**  
*see Picein (6147)*



**Salsolinol hydrobromide**  
 = 1,2,3,4-Tetrahydro-1-methyl-6,7-isoquinolinediol hydrobromide  
 ALKALOID / Isoquinoline  
 MW : 260.11  
 [59709-57-8]  
 C<sub>10</sub>H<sub>13</sub>NO<sub>2</sub>·HBr

10 mg # 1764

P260 - P280 - P309+P311  
 H301



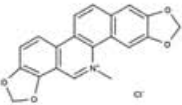

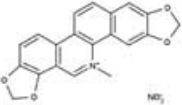

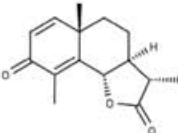


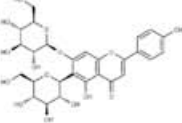
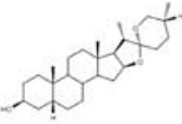

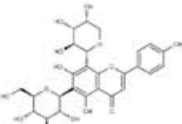
**Salvianolic acid B**  
 Assay (HPLC) ≥95% [ with HPLC chromatogram]  
 ORGANICS / Cinnamic acid deriv.  
 MW : 718.63  
 [115939-25-8]  
 C<sub>36</sub>H<sub>30</sub>O<sub>16</sub>

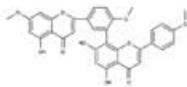
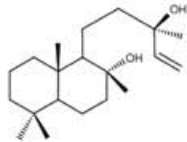
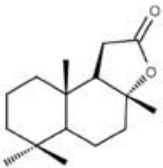
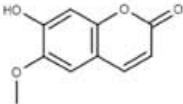

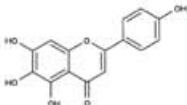
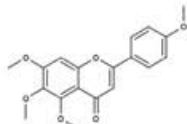
10 mg # 4944

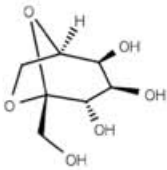
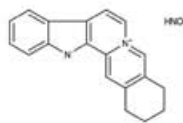
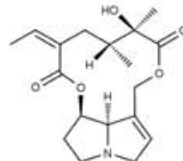
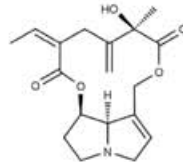
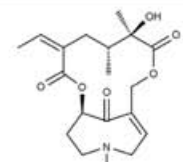
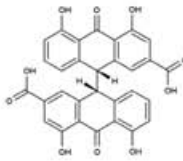
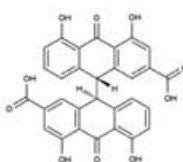
P260 - P262

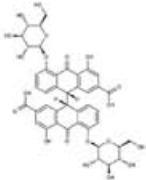
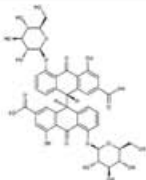
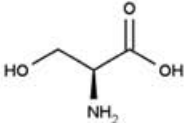
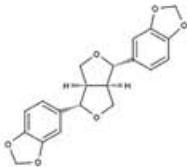
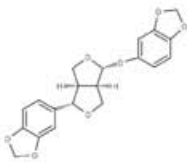
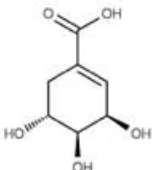


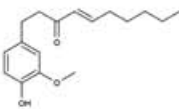

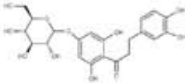

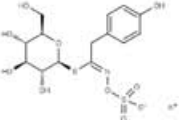

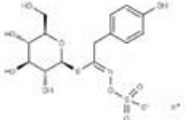

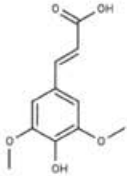

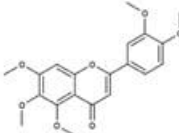


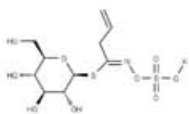

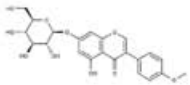
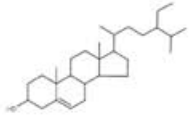
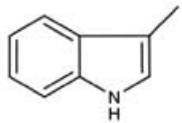

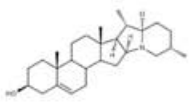

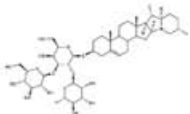

	<p><b>Sanguinarine chloride</b>            Assay (HPLC) ≥90% [ with HPLC chromatogram ]            = Pseudochelerythrine chloride            ALKALOID / Isoquinoline            MW : 367.79            [5578-73-4]            C<sub>20</sub>H<sub>14</sub>NO<sub>4</sub>Cl</p>	<p>10 mg # 1845</p>	<p>P260 - P280            H302  </p>
	<p><b>Sanguinarine nitrate</b>            Assay (HPLC) ≥95% [ with HPLC chromatogram ]            = Pseudochelerythrine nitrate            ALKALOID / Isoquinoline            MW : 394.34            [4752-86-7]            C<sub>20</sub>H<sub>14</sub>N<sub>2</sub>O<sub>7</sub></p>	<p>10 mg # 1827</p>	<p>P260 - P280            H302  </p>
	<p><b>alpha-Santonin</b>            SESQUITERPENE            MW : 246.31            [481-06-1]            C<sub>15</sub>H<sub>18</sub>O<sub>3</sub></p>	<p>100 mg # 6597</p>	<p>P260 - P262 - P280 - P284 - P305+P351+P338 -            P309+P311            H302 - H310 - H330 - H315 - H319 - H335   </p>
<p><b>Saponaretin</b>  <i>see Isovitexin (1235 S)</i></p>			
<p><b>Saponaretin-7-O-glucoside</b>  <i>see Saponarin (1238 S)</i></p>			
	<p><b>Saponarin</b>            Assay (HPLC) ≥98% [ with HPLC chromatogram ]            = Saponaretin-7-O-glucoside ; Isovitexin-7-O-glucoside            FLAVONOID / Flavone            MW : 594.52            [20310-89-8]            C<sub>27</sub>H<sub>30</sub>O<sub>15</sub></p>	<p>10 mg # 1238 S</p>	<p>Store in the desiccator            P260 - P262</p>
	<p><b>Sarsasapogenin</b>            = Parigenin            STEROID            MW : 416.65            [126-19-2]            C<sub>27</sub>H<sub>44</sub>O<sub>3</sub></p>	<p>20 mg # 3507 S</p>	<p>P260 - P262</p>
<p></p>			
	<p><b>Schaftoside</b>            Assay (HPLC) ≥97% [ with HPLC chromatogram ]            = Apigenin-6-C-beta-D-glucoside-8-C-alpha-L-arabinoside            FLAVONOID / Flavone            MW : 564.5            [51938-32-0]            C<sub>26</sub>H<sub>28</sub>O<sub>14</sub></p>	<p>10 mg # 1353 S</p>	<p>Store at +2/8 °C            P260 - P262</p>

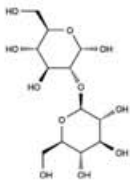
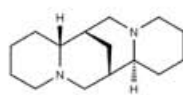

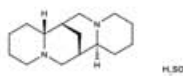

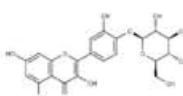
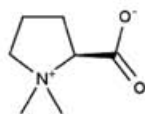

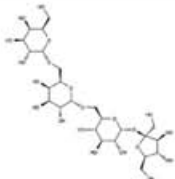

	<p><b>Sciadopitysin</b>            Assay (HPLC) ≥99% [ with HPLC chromatogram]            = Amentoflavone-4',4'',7''-trimethylether            FLAVONOID / Biflavone            MW : 580.54            [521-34-6]            C<sub>33</sub>H<sub>24</sub>O<sub>10</sub></p>	<p>10 mg # 1021 S</p>
<p><b>Scillarenin-3-beta-rhamnoside</b>  <i>see Proscillaridin A (0852)</i></p>		
	<p><b>Sclareol</b>            DITERPENE            MW : 308.51            [515-03-7]            C<sub>20</sub>H<sub>36</sub>O<sub>2</sub></p>	<p>100 mg # 3719            Store at +2/8 °C            P260 - P262</p>
	<p><b>(3aR)-(+)-Scclareolide</b>            Assay (GC) ≥95% [with GC chromatogram]            SESQUITERPENE            MW : 250.39            [564-20-5]            C<sub>18</sub>H<sub>26</sub>O<sub>2</sub></p>	<p>100 mg # 3722            Store at +2/8 °C            P260 - P262</p>
<p><b>Scoparone</b>  <i>see 6,7-Dimethylsculetin (0586 S)</i></p>		
	<p><b>Scopoletin</b>            Assay (HPLC) ≥95% [ with HPLC chromatogram]            = 7-Hydroxy-6-methoxycoumarin ; 6-Methoxyumbelliferone            COUMARIN            MW : 192.17            [92-61-5]            C<sub>10</sub>H<sub>8</sub>O<sub>4</sub></p>	<p>100 mg # 0528            P280 - P305+P351+P338 - P337+P313 - P260            H315 - H319 - H335</p>
		
	<p><b>Scutellarein</b>            Assay (HPLC) ≥99% [ with HPLC chromatogram]            = 6-Hydroxyapigenin ; 4',5,6,7-Tetrahydroxyflavone            FLAVONOID / Flavone            MW : 286.24            [529-53-3]            C<sub>15</sub>H<sub>10</sub>O<sub>6</sub></p>	<p>10 mg # 1334 S            P260 - P262</p>
	<p><b>Scutellarein tetramethylether</b>            Assay (HPLC) ≥95% [ with HPLC chromatogram]            = 4',5,6,7-Tetramethoxyflavone            FLAVONOID / Flavone            MW : 342.35            [1168-42-9]            C<sub>19</sub>H<sub>18</sub>O<sub>6</sub></p>	<p>10 mg # 1278            P260 - P262</p>

	<p><b>Sedoheptulose anhydride</b> OLIGOSACCHARIDE MW : 192.18 [469-90-9] C<sub>7</sub>H<sub>12</sub>O<sub>6</sub></p>	<p>Store at +2/8 °C P260 - P262</p>	<p>100 mg # 4275</p>
	<p><b>Sempervirine nitrate</b> Assay (HPLC) ≥95% [ with HPLC chromatogram] ALKALOID / Indole MW : 335.35 [5436-46-4] C<sub>19</sub>H<sub>16</sub>N<sub>2</sub>,HNO<sub>3</sub></p>	<p>P260 - P280 H302</p>	<p>10 mg # 1881 S</p>
	<p><b>Senecionine</b> ALKALOID / Azolidine MW : 335.41 [130-01-8] C<sub>18</sub>H<sub>25</sub>NO<sub>5</sub></p>	<p>P260 - P280 - P284 - P309+P311 H301 - H311 - H331</p>	<p>10 mg # 1828</p>
	<p><b>Seneciophylline</b> Assay (GC) ≥90% [with GC chromatogram] = Jacodine ; alpha-Longilobine ALKALOID / Azolidine MW : 333.39 [480-81-9] C<sub>18</sub>H<sub>23</sub>NO<sub>5</sub></p>	<p>P260 - P280 - P284 - P309+P311 H301 - H331 - H311</p>	<p>10 mg # 1850</p>
	<p><b>Senkirkine</b> = Renardine ALKALOID / Azolidine MW : 365.44 [2318-18-5] C<sub>19</sub>H<sub>27</sub>NO<sub>6</sub></p>	<p>P260 - P280 - P284 - P309+P311 H301 - H311 - H331 - H371</p>	<p>10 mg # 1873</p>
	<p><b>Sennidine A</b> Assay (HPLC) ≥90% [ with HPLC chromatogram] QUINONE / Anthraquinone MW : 538.46 [641-12-3] C<sub>30</sub>H<sub>18</sub>O<sub>10</sub></p>	<p>Store in the desiccator P260 - P280 H302</p>	<p>10 mg # 0409</p>
	<p><b>Sennidine B</b> Assay (HPLC) ≥90% [ with HPLC chromatogram] QUINONE / Anthraquinone MW : 538.46 [517-44-2] C<sub>30</sub>H<sub>18</sub>O<sub>10</sub></p>	<p>Store in the desiccator P260 - P280 H302</p>	<p>10 mg # 0410</p>

	<p><b>Sennoside A</b>            Assay (HPLC) ≥97% [ with HPLC chromatogram]            QUINONE / Anthraquinone            MW : 862.75            [81-27-6]  <math>C_{42}H_{38}O_{20}</math></p>	<p>10 mg # 0456 S            Store at +2/8 °C            P260 - P262</p>
	<p><b>Sennoside A</b>            Assay (HPLC) ≥90% [ with HPLC chromatogram]</p> <p><b>Sennoside B</b>            Assay (HPLC) ≥97% [ with HPLC chromatogram]            QUINONE / Anthraquinone            MW : 862.75            [128-57-4]  <math>C_{42}H_{38}O_{20}</math></p>	<p>100 mg # 0404</p> <p>10 mg # 0457 S            Store at +2/8 °C            P260 - P262</p>
	<p><b>L-Serine</b>            AMINOACID            MW : 105.1            [56-45-1]  <math>C_3H_7NO_3</math></p>	<p>100 mg # 0405            Assay (HPLC) ≥90% [ with HPLC chromatogram]</p> <p>1 g # 5562            P260 - P262</p>
	<p><b>[+]-Sesamin</b>            Assay (HPLC) ≥99% [ with HPLC chromatogram]            LIGNAN            MW : 354.36            [607-80-7]  <math>C_{20}H_{18}O_6</math></p>	<p>10 mg # 8649 S            Store at +2/8 °C            P260 - P262</p>
	<p><b>[+]-Sesamol</b>            Assay (HPLC) ≥99% [ with HPLC chromatogram]            LIGNAN            MW : 370.36            [526-07-8]  <math>C_{20}H_{18}O_7</math></p>	<p>10 mg # 8648 S            Store at +2/8 °C            P260 - P262 - P280            H317</p>
	<p><b>Shikimic acid</b>            Assay (HPLC) ≥95% [ with HPLC chromatogram]            ORGANICS            MW : 174.16            [138-59-0]  <math>C_7H_{10}O_5</math></p>	<p>100 mg # 0780            P260 - P262</p>

	<p><b>Shogaol</b>            Assay (HPLC) ≥90% [ with HPLC chromatogram]            ORGANICS            MW : 276.38            [555-66-8]            C<sub>17</sub>H<sub>24</sub>O<sub>3</sub></p>	<p>5 mg # 4985            Store at &lt;15 °C            P260 - P280            H302</p>	
	<p><b>Sieboldin</b>            Assay (HPLC) ≥99% [ with HPLC chromatogram]            = Phloretin-3-hydroxy-4'-O-glucoside            POLYPHENOL / Dihydrochalcone            MW : 452.42            [18777-73-6]            C<sub>21</sub>H<sub>24</sub>O<sub>11</sub></p>	<p>10 mg # 1358 S            P260 - P262</p>	
	<p><b>Silybin</b>            silymarin            FLAVONOID / Flavonol            MW : 482.45            [22888-70-6]            C<sub>25</sub>H<sub>22</sub>O<sub>10</sub></p>	<p>1 g # 1040            P260 - P280            H302</p>	
	<p><b>Sinalbin potassium salt</b>            Assay (HPLC) ≥95% [ with HPLC chromatogram]            GLUCOSIDE / Glucosinolate            MW : 463.52            [16411-05-5]            C<sub>14</sub>H<sub>18</sub>NO<sub>10</sub>S<sub>2</sub>K</p>	<p>10 mg # 7258            Store at +2/8 °C            P260 - P262</p>	
	<p><b>Sinapic acid</b>            Assay (HPLC) ≥95% [ with HPLC chromatogram]            = 3,5-Dimethoxy-4-hydroxycinnamic acid            ORGANICS / Cinnamic acid deriv.            MW : 224.22            [530-59-6]            C<sub>11</sub>H<sub>12</sub>O<sub>5</sub></p>	<p>100 mg # 6173            P260 - P280 - P305+P351+P338 - P337+P313            H315 - H319 - H335</p>	
<p><b>Sinapinaldehyde</b>  <i>see trans-3,5-Dimethoxy-4-hydroxycinnamaldehyde [4959]</i></p>			
	<p><b>Sinensetin</b>            Assay (HPLC) ≥99% [ with HPLC chromatogram]            = 3',4',5,6,7-Pentamethoxyflavone            FLAVONOID / Flavone            MW : 372.38            [2306-27-6]            C<sub>20</sub>H<sub>20</sub>O<sub>7</sub></p>	<p>10 mg # 1326 S            P260 - P262</p>	

	<p><b>Sinigrin</b>            Assay (HPLC) ≥99% [ with HPLC chromatogram]            = Sinigraside            GLUCOSIDE / Glucosinolate            MW : 397.46            [3952-98-5]            C<sub>10</sub>H<sub>16</sub>NO<sub>9</sub>S<sub>2</sub>K</p>	<p>25 mg # 7295 S            P280 - P305+P351+P338 - P337+P313 - P260            H315 - H319 - H335  </p>
<p><b>Sinigraside</b>  <i>see Sinigrin (7295 S)</i></p>		
	<p><b>Sissotrin</b>            Assay (HPLC) ≥99% [ with HPLC chromatogram]            = Biochanin A-7-O-glucoside            FLAVONOID / Isoflavone            MW : 446.41            [5928-26-7]            C<sub>22</sub>H<sub>22</sub>O<sub>10</sub></p>	<p>5 mg # 1244 S            P260 - P262</p>
	<p><b>beta-Sitosterol</b>            approx.80% (HPLC)            Assay (HPLC) ≥80% [ with HPLC chromatogram]            PHYTOSTEROL            MW : 414.72            [83-46-5]            C<sub>29</sub>H<sub>50</sub>O</p>	<p>100 mg # 3579            P260 - P262</p>
	<p><b>Skatole</b>            ALKALOID / Indole            MW : 131.18            [83-34-1]            C<sub>9</sub>H<sub>9</sub>N</p>	<p>1 g # 0653            P260 - P280 - P305+P351+P338 - P337+P313            H315 - H319 - H335  </p>
	<p><b>Solanidine</b>            Assay (HPLC) ≥99% [ with HPLC chromatogram]            = Solatubine            ALKALOID / Triterpenoid            MW : 397.65            [80-78-4]            C<sub>27</sub>H<sub>43</sub>NO</p>	<p>10 mg # 0681 S            P260 - P280 - P284 - P309+P311            H301 - H311 - H331  </p>
	<p><b>alpha-Solanine</b>            Assay (HPLC) ≥98% [ with HPLC chromatogram]            = Solatunine            ALKALOID / Triterpenoid            MW : 868.08            [20562-02-1]            C<sub>45</sub>H<sub>73</sub>NO<sub>15</sub></p>	<p>10 mg # 1652 S            P260 - P280            H302  </p>
<p><b>Solanine D</b>  <i>see Demissidine (1566)</i></p>		
<p><b>Solatubine</b>  <i>see Solanidine (0681 S)</i></p>		

<b>Solatumine</b> <i>see alpha-Solanine (1652 S)</i>			
	<b>alpha-Sophorose</b> OLIGOSACCHARIDE MW : 342.39 [20880-64-2] C <sub>12</sub> H <sub>22</sub> O <sub>11</sub>	Store in the desiccator P260 - P262	20 mg # 4278
	<b>Sparteine</b> ALKALOID / Quinolizidine MW : 234.39 [90-39-1] C <sub>15</sub> H <sub>26</sub> N <sub>2</sub>	Store at +2/8 °C P260 - P262 - P280 H302 - H332 - H312 	100 mg # 0693
	<b>Sparteine sulfate</b> ALKALOID / Quinolizidine MW : 332.46 [299-39-8] C <sub>15</sub> H <sub>26</sub> N <sub>2</sub> ·H <sub>2</sub> SO <sub>4</sub>	P260 - P262 - P280 H302 - H332 - H312 	100 mg # 0698
<b>Spiraein</b> <i>see Spiraeoside (1201)</i>			
	<b>Spiraeoside</b> Assay (HPLC) ≥95% [ with HPLC chromatogram ] = Quercetin-4'-O-glucoside ; Spiraein FLAVONOID / Flavonol MW : 464.38 [20229-56-5] C <sub>21</sub> H <sub>20</sub> O <sub>12</sub>	P260 - P262	10 mg # 1201
	<b>Stachydrine hydrochloride</b> ALKALOID / Betaine MW : 179.64 [4136-37-2] C <sub>7</sub> H <sub>13</sub> NO <sub>2</sub> ·HCl	Store in the desiccator and away from light. P260 - P280 H332 	25 mg # 0604
	<b>Stachyose</b> = Lupeose ; Mannotetraose OLIGOSACCHARIDE MW : 666.59 [470-55-3] C <sub>24</sub> H <sub>42</sub> O <sub>21</sub>	P260 - P262	100 mg # 4283
	<b>Stearic acid</b> Assay (GC) ≥95% [with GC chromatogram] = Octadecanoic acid LIPID / Fatty acid deriv. MW : 284.49 [57-11-4] C <sub>18</sub> H <sub>36</sub> O <sub>2</sub>	P260 - P262	1 g # 3446





**Supplied by:**



Greyhound Chromatography and Allied Chemicals  
6 Kelvin Park, Birkenhead, Merseyside CH41 1LT  
United Kingdom

Tel: +44 (0) 151 649 4000  
Fax: +44 (0) 151 649 4001  
Email: [sales@greyhoundchrom.com](mailto:sales@greyhoundchrom.com)  
Web: [www.greyhoundchrom.com](http://www.greyhoundchrom.com)

Scan me to visit  
[greyhoundchrom.com](http://greyhoundchrom.com)



Follow us:



Twitter: @greychrom  
Facebook: [www.facebook.com/GreyhoundChromatography](http://www.facebook.com/GreyhoundChromatography)  
Google+: [www.google.com/+Greyhoundchrom](http://www.google.com/+Greyhoundchrom)  
YouTube: [www.youtube.com/GreyhoundChrom](http://www.youtube.com/GreyhoundChrom)  
LinkedIn: [www.linkedin.com/company/greyhound-chromatography](http://www.linkedin.com/company/greyhound-chromatography)